



2022/23

MEDIA GUIDE





CONTACT THE ACES

Address Melbourne Ballpark Merton Street Laverton VIC 3028
 Telephone (03) 8360 9371
 Website melbourneaces.com.au
 Email info@melbourneaces.com.au
 Team Colors Red, Navy & White
 Mascot Maverick

FRONT OFFICE STAFF

Chairman Brett Ralph
 General Manager Justin Huber
 Assistant General Manager Luke Searle
 Marketing and Events Manager Melissa Orr
 Commercial Sales Manager... Robert Novotny
 Broadcast Team Michael Marcantonini, Josh Sperber, Ed Wyatt
 Marketing and Media Team..... James Dabkowski and Sydney Ryan
 Media Manager Tony Schibeci
 Baseball Operations Mick Wearne and Jon Deeble
 Executive Officer..... Roger Sidhom
 Box Office Manager..... Jonathan Arcese

FIELD STAFF

Manager Peter Moylan (#47)
 Pitching Coach Tim Ballard (#29)
 Hitting Coach Scott Meagher (#41)
 Bench Coach..... Graeme Lloyd (#49)
 Coach Damian Shanahan (#8)
 Coach Keli'i Zablan (#50)
 Director of Baseball Operations Jon Deeble (#24)


MELBOURNE BALLPARK



ORGANIZATION

2022/23 ACES

HISTORY & RECORDS



Opening Date	January 1990
First Aces Game	Friday, 9 November 2012 vs. Adelaide
.....	Win, 5-1 – Elliott Biddle Walk-off Grand Slam
Field Measurements	Left Field Pole - 300 feet (91m)
.....	Left-Centre - 345 feet (105m)
.....	Straightaway Centre Field - 370 feet (113m)
.....	Right-Centre - 345 feet (105m)
.....	Right Field Pole- 300 feet (91m)
Fence Heights	2.5m
Ballpark Capacity	3,900; 2,400 Fixed Seats
Ballpark Owner	State Government of Victoria
Size of Video Board (Screen)	11m x 6m
Playing Surface	Synthetic infield, dirt around bases, natural grass outfield
Elevation	14m (46 ft)
Primary Tenants	Melbourne Aces, Baseball and Softball Victoria




MELBOURNE BALLPARK

Melbourne Ballpark, also known as the State Baseball Softball Centre, is located in Altona, 15 minutes from the Melbourne CBD. While the stadium was originally opened in 1989, upgrades took place ahead of the Aces 2012/13 season, when the team moved from the Melbourne Showgrounds to the baseball-only venue. Melbourne Ballpark and the Aces Australian Baseball League All-Star game six years in row from 2012 to 2017.

In the original Australian Baseball League, Melbourne Ballpark hosted the Melbourne Monarchs until 1998. After that, the stadium was called home by the Victoria Aces and used by Baseball Victoria for Baseball Victoria Summer League night games.

When the Aces moved to the new ballpark, many renovations were made prior to the season. These included: upgraded change rooms for the players, new corporate boxes at ground level, expanded dugouts, a new outfield fence (moved in 10m from the previous dimensions), re-leveled and re-seeded outfield grass and a new synthetic infield surface that allowed for metal cleats to be worn. While the infield and foul territory around the infield are synthetic, the pitchers mound, as well as the area surrounding home plate and each of the three bases is dirt.

Ahead of the 2019/20 season, more upgrades were made to the ballpark as led by new owners Brett and Shaun Ralph. For the Aces first seven seasons at Melbourne Ballpark, the field did not have a warning track. In October 2019, a dirt track was added in front of the outfield fence and along the grass in foul territory to the edge of the synthetic infield. Additionally, new padded seats were installed, much of the stadium was repainted and new banners were hung. A state-of-the-art sound system was also installed, along with a video board in right-centre field. After the championship season ended, the landscaping around the stadium was revamped, more padded seats were added below the press box, the party deck above first base was renovated and a new beer garden section was added down the right field line.



ORGANIZATION

2022/23 ACES

HISTORY & RECORDS

BROADCAST INFO

The Melbourne Aces are excited to live stream every home game of the 2022/23 ABL season on the official Aces YouTube channel. Search “Melbourne Aces” on YouTube to watch all 20 games played at Melbourne Ballpark. Each Aces broadcast will also be archived on YouTube to watch at your convenience.

BROADCASTERS


Michael Marcantonini

Michael Marcantonini, better known as “Aussie Mike”, joins the Aces after three seasons in Minor League Baseball, most recently as the voice of the Aberdeen IronBirds, High-A affiliate of the Baltimore Orioles, in 2022. Marcantonini has lived in Pennsylvania, Illinois, California and Florida in the United States, and now Australia, where he’ll call games internationally for the first time in his career. Marcantonini got his start in broadcasting as a camper at Play By Play Sports Broadcasting Camps, where he now works as a counselor and mentor for aspiring young broadcasters. A native of Blue Bell, PA, Marcantonini graduated from Wissahickon High School in 2013 and Penn State University’s Bellisario College of Communications in 2017. You can follow him on Instagram and Twitter: @MIKEDUpSports.



Josh Sperber

Born and raised in New York, Josh Sperber graduated from Lafayette College in 2015 and began his broadcasting career two years later. He has covered various professional and high-level collegiate sports across the United States, including a year as the voice of the University of Pennsylvania softball team in 2018. He also covered Penn State football for two years as a TV reporter before focusing on play-by-play, spending the last three seasons as a broadcaster for the State College Spikes (then-Low-A, St. Louis Cardinals), South Bend Cubs (High-A, Chicago Cubs), and most recently winning a South Atlantic League Championship as part of the broadcast team for the Bowling Green Hot Rods (High-A, Tampa Bay Rays). In addition to baseball, he covers soccer for State of Soccer on YouTube, and will be leading the channel’s FIFA World Cup Coverage. You can follow him on Twitter @Josh_Sperber.



Ed Wyatt

Ed Wyatt is an American-born writer and broadcaster who has worked in Melbourne since 2000. Ed’s media career began in Seattle, where he won Emmy awards for his writing on the *Almost Live!* comedy show that also featured Bill Nye the Science Guy and actor Joel McHale. Ed later moved to Los Angeles and helped launch Fox Sports World, the USA’s first-ever international sports network. After landing in Australia in late 1999, Ed was hired as the Sports Bureau Chief for SBS Sport in Melbourne, covering all domestic sports and hosting the nationwide telecast of the Super Bowl for seven years. Ed has been associated with the Australian Baseball League since 2011, calling games on radio, television and livestream and was part of the broadcast team for the 2014 and 2015 ABL Championship Series on ESPN and MLB Network. Ed has also worked with NBL basketball teams, the South Dragons and South East Melbourne Phoenix, and is currently part of the award-winning content team at Sportsbet. He is a graduate of Stanford University, lives in Melbourne with his wife Michelle and son Sam, and is still waiting for his beloved Seattle Mariners to make the World Series.





LIFE MEMBERS

The Melbourne Aces have awarded life memberships to individuals who have contributed to the longevity and success of the organization and the Aces thank them for their dedicated support and service.

JOSH DAVIES

Josh was the first Melbourne Aces player to reach 200 career games played with the Aces, having played between 2010 and 2016. He has a lifetime batting average of .266 with 20 home runs and 111 runs batted over 235 games and 854 at-bats. Davies' 235 games are ranked 2nd all-time for a Melbourne hitter, behind Darryl George's 264.

BRAD HARMAN

Brad is Melbourne's career home run and runs batted in leader, with 39 and 122 respectively between 2011 and 2016. He ranks third all-time in games played among Aces hitters, having played in 228 over those six seasons. In his 228 games, Harman has a lifetime average of .252 with 123 walks, also the most all-time among Aces hitters. He played six games in MLB, going 1-11 for the Philadelphia Phillies.

MICK WEARNE

The Father of Aces Alumni Scott and Simone (who became the first female and youngest person ever inducted into the Baseball Australia Hall of Fame in 2012), Mick has been a stalwart of the Melbourne Aces Community. From the time the Aces moved in, his business Wearne Builders has been responsible for the numerous upgrades and improvements to Melbourne Ballpark. This included the revamped corporate boxes, the home run fence as well as numerous other upgrades. Mick has been involved in the Baseball Operations with the Aces from Season 3. His tireless volunteer work throughout the years was acknowledged in 2016 when he was awarded life membership to the club.

GARY O'BRIEN

Garry O'Brien has been a foundation member and has shown a great dedication to the Melbourne Aces. In 2012, Garry made a significant donation to the Breast Cancer Foundation during the Aces fundraising day. This donation saw him become an Aces Life Member.

#47 PETER MOYLAN | MANAGER



BORN: 2 December 1978 (Age 44) in Attadale, Western Australia

SEASON WITH ACES: 5th season (1st as Manager)

Former MLB, Team Australia and Aces pitcher Peter Moylan joins the Aces for his first season as the club's manager, becoming the fifth skipper in team history.

Moylan brings 12 years and 500 games of MLB experience to Melbourne, in addition to several tournaments with Team Australia and his most recent roles as an analyst and broadcaster for Bally Sports South and as podcast host for Jomboy Media.

Signed by the Atlanta Braves in 2006 after the inaugural World Baseball Classic, Moylan made his MLB debut with Atlanta that April and went on to pitch nine seasons with the Braves, in addition to stints with the Los Angeles Dodgers and Kansas City Royals. Between 2006 and 2018, he recorded 24 wins and a 3.10 earned run average in 418.2 innings. On three occasions, he pitched in 80 or more games out of the bullpen in a single season and led all of Major League Baseball with 79 appearances on the mound in 2017.

Across three ABL seasons (2015/16, 2016/17 and 2019/20) Moylan pitched in 16 games for the Aces, including six in the 2019/20 campaign, while serving as a player-coach in his last two seasons. Outside of the Aces and MLB, he has represented Australia at the 2006 World Baseball Classic, 2017 World Baseball Classic and 2019 WBSC Premier 12.

The Western Australia native was originally signed by the Minnesota Twins but released by the organization in 1998. He pitched in the original Claxton Shield, including a strong showing for Victoria in 2006 that led to his success in the 2006 WBC and soon thereafter, the Major Leagues. He has also pitched professionally in China and the Czech Republic, in addition to every level of the Minor Leagues in the United States.

ACES ALL-TIME MANAGERS

MANAGER	YEAR(S)	RECORD	WINNING %
Phil Dale	2010/11 – 13/14	76-100	.432
Tommy Thompson	2014/15	15-31	.362
Joe Vavra	2015/16	20-35	.364
Jon Deeble	2016/17 – 2019/20	89-71	.556
Allan de San Miguel	2020/21	19-9	.679




ORGANIZATION

2022/23 ACES

HISTORY & RECORDS



#24 JON DEEBLE | DIRECTOR OF BASEBALL OPS



BORN: 18 May 1962 in Melbourne, Victoria

SEASON WITH ACES: 6th

After retiring as manager following the Aces' 2020 Claxton Shield championship, Baseball Australia Hall of Famer Jon Deeble returns to the team's coaching staff to work as the Director of Baseball Operations with his former player and pitching coach, Peter Moylan, as the team's new manager.

Named the fourth manager in franchise history on 23 August 2016, Deeble piloted the Aces to an 89-71 (.556) record in his four years at the helm of the club, making the postseason every year and leading the Aces to the team's first ABL Championship in 2019/20.

Deeble was the longtime manager of Team Australia, leading the team at the 2000 and 2004 Olympics, including a silver medal finish in at the 2004 games in Athens. Deeble was also Australia's skipper in the 2001, 2005, 2007, 2009 and 2011 Baseball World Cups, along with the 2006, 2009, 2013 and 2017 World Baseball Classics.

Since October 2016, Deeble has worked as the Director of Asian Pacific Scouting for the Los Angeles Dodgers. Previously he was the coordinator of scouting for the Pacific Rim region for the Red Sox from 2001 to 2016 and worked in the Florida Marlins organization from 1992 to 2001. With the Red Sox, he was responsible for not only signing many Australian baseball players, but players like as Daisuke Matsuzaka and Hideki Okajima as well. He managed the GCL Marlins from 1997 to 1999 and again in 2001, as well as Boston's Lowell Spinners in 2003. In 2005, he became the first Australian native to coach in Major League Baseball, when he served as Boston's first-base coach.

#29 TIM BALLARD | PITCHING COACH

BORN: 7 September 1958 in Fresno, California

SEASON WITH ACES: 2nd

A scout in the Seattle Mariners organization since 2000 and longtime figure in Victorian baseball, Ballard enters his first season on the Aces coaching staff, working with the pitchers.

Ballard spent two seasons in the Kansas City Royals system, pitching in 65 games out of the bullpen from 1981 to 1982 with the rookie-level GCL Royals Gold and Class-A Charleston Royals. He played college baseball in the United States at Arizona State University, Yavapai College (Prescott, Arizona) and Fresno State University. Since moving to Australia in the 1980's, he has coached junior, women's and men's baseball in Victoria. He coached for Australia at the 2008 and 2010 Women's Baseball World Cups, amongst numerous other tournaments and competitions. Currently, he is the club pitching coach for the Sandringham Royals.

#8 DAMIAN SHANAHAN | COACH



BORN: 7 November 1963 in Melbourne, Victoria

SEASON WITH ACES: 11th

A longtime figure in Victorian baseball, Shanahan returns to the Aces coaching staff for his 11th season, after joining the team in the second season of the modern ABL in 2011/12.

Shanahan has served as a scout for the San Diego Padres since 2008, while also working for Baseball Victoria as the High Performance Manager. He's previously worked at the Victoria Institute of Sport and Australian Institute of Sport as the head baseball coach.



#50 KELI' I ZABLAN | COACH



BORN: 4 October 1986 in Ewa Beach, Hawaii

SEASON WITH ACES: 5th (2nd as Coach)

A minor league pitcher-turned Aces utility player, Zablan returns to Melbourne for his second season on the coaching staff and fifth year with the team.

After growing up in Hawaii and attending Southern Utah University to continue his baseball career, Zablan began his professional career in the independent Frontier League with the River City Rascals in 2010. After spending 2011 in the Seattle Mariners organization, between the Class-A Clinton LumberKings and High-A High Desert Mavericks, he spent two

more seasons with the Rascals in the Frontier League in 2012 and 2013.

He joined the Aces in 2015 and played 31 games over the next three seasons, seeing most of his time in the infield, as well as one appearance on the mound and two in the outfield.

Since May 2015, he's worked in the High Performance department at Baseball Victoria. He has also worked with the Geelong Baseball Club, as the Head Junior Charter Coach working with U12 and U14 players. He owns Five-0 Academy in Geelong, the premier baseball academy in the city and worked as an assistant coach under Graeme Lloyd for Geelong-Korea in the 2019/20 Australian Baseball League season.

#49 GRAEME LLOYD | COACH

BORN: 9 April 1967 in Geelong, Victoria

SEASON WITH ACES: 1st

Another Australian Hall-of-Famer, Graeme Lloyd joins Peter Moylan's staff for his first full season with the Aces as a bench coach. He was the pitching coach for the Aces during the Melbourne Challenge Exhibition Series earlier this year.

Lloyd has one of the most successful major league careers among Australian baseball players, including a silver medal earned in Athens in the 2004 Olympics as well as two World Series rings with the New York Yankees in the late-1990s.

He became the first Australian pitcher in Major League history when he debuted with the Milwaukee Brewers in 1993. In 1996, he became the first Australian to win a World Series when he went 1-0 in 5.1 scoreless innings in the postseason for the New York Yankees, and he won his second ring as a Yankee in 1998.

#41 SCOTT MEAGHER | COACH

BORN: 7 July 1977 in Melbourne, Victoria

SEASON WITH ACES: 1st

Scott Meagher joins the Melbourne Aces coaching staff as a catching coach for the 2022/23 season, his first with the team. He has worked closely with a lot of the Aces development players in the past, serving as head coach for the Victoria Aces and the Williamstown Wolves Baseball Club. Meagher recently helped the Victoria Aces U-16 squad earn a silver medal at the Australian Youth Championship this past July.



#44 GENEVIEVE BEACOM | LHP

ORGANIZATION

FULL NAME: Genevieve Beacom

OPENING DAY AGE: 18

BORN: 30 October 2004 in Melbourne, Victoria

BATS/THROWS: L/L

HEIGHT/WEIGHT: 6'2"/163 lbs (74 kg)

SEASON WITH ACES: 2nd (Development Player)

2022/23 ACES

ABOUT GEN

Career Highlights

- Became the first woman to play for a professional baseball team in Australia
- Threw a scoreless, hitless inning against the Adelaide Giants in the Melbourne Challenge Series in January of 2022
- Cap from that historic game is in the National Baseball Hall of Fame in Cooperstown
- Invited to the 2022 Australian National Junior Squad in preparation for the World Baseball Softball Confederation U18 World Cup
- Holds the Guinness World Record for the fastest pitch thrown by a woman

HISTORY & RECORDS



#3 MATT BEATTIE | RHP



FULL NAME: Matthew Beattie
OPENING DAY AGE: 23
BORN: 5 January 1999 in Melbourne, Victoria
BATS/THROWS: R/R
HEIGHT/WEIGHT: 6'3"/225 lbs (95 kg)
SEASON WITH ACES: 3rd

ORGANIZATION

2022/23 ACES

HISTORY & RECORDS

ABOUT MATT

Career Highlights:

- Pitched in six total games for the Aces from 2016-2018
- Logged 23 minor-league games in the Tigers organization from 2019-2021
- Earned his first professional win on 12 August 2019 in Game 2 of a double-header against GCL Phillies East
- Collected career-high five strikeouts in 4.1 innings on 21 August 2019 against GCL Yankees West
- Started two games on the mound and struck out three batters in 3.1 innings as a member of the 2022 Team Australia U23 World Cup Team
- Originally signed to a minor league contract by the Detroit Tigers in 2018

CAREER STATS

Year	Age	AgeDif	Tm	Lg	Lev	Aff	W	L	W-L%	ERA	RA9	G	GS	GF	CG	SHO	SV	IP	H	R	ER	HR	BB	IBB	SO	HBP	BK	WP	BF	WHIP	H9	HR9	BB9	SO9	SO/W		
2016-17	17	-9.1	Melbourne	AUBL	Fgn		0	0		0.00	0.00	1	0	0	0	0	0	1.0	0	0	0	0	0	0	0	0	0	3	0.000	0.0	0.0	0.0	0.0				
2017-18	18	-8.4	Melbourne	AUBL	Fgn		0	0		7.04	8.22	5	0	0	0	0	0	7.2	7	7	6	2	7	0	2	3	0	2	37	1.826	8.2	2.3	8.2	2.3	0.29		
2019	20	-0.3	Tigers East	GULF	Rk	DET	1	2	.333	7.80	12.60	10	1	2	0	0	0	15.0	20	21	13	2	15	0	14	3	0	5	80	2.333	12.0	1.2	9.0	8.4	0.93		
2021	22		2 Teams	2 Lgs	A-Rk	DET	0	0		10.54	11.20	13	0	6	0	0	0	13.2	15	17	16	3	19	0	17	3	0	0	78	2.488	9.9	2.0	12.5	11.2	0.89		
2021	22	0.1	Lakeland	LASE	A	DET	0	0		10.80	11.57	12	0	6	0	0	0	11.2	14	15	14	3	15	0	14	2	0	66	2.486	10.8	2.3	11.6	10.8	0.93			
2021	22	1.2	Tigers East	FCL	Rk	DET	0	0		9.00	9.00	1	0	0	0	0	0	2.0	1	2	2	0	4	0	3	1	0	0	12	2.500	4.5	0.0	18.0	13.5	0.75		
Minors (2 seasons)							Minors	1	2	.333	9.10	11.93	23	1	8	0	0	0	28.2	35	38	29	5	34	0	31	6	0	5	158	2.407	11.0	1.6	10.7	9.7	0.91	
Foreign (2 seasons)							Foreign	0	0		6.23	7.27	6	0	0	0	0	0	0	8.2	7	7	6	2	7	0	2	3	0	2	40	1.615	7.3	2.1	7.3	2.1	0.29
All Levels (4 Seasons)								1	2	.333	8.44	10.85	29	1	8	0	0	0	0	37.1	42	45	35	7	41	0	33	9	0	7	198	2.223	10.1	1.7	9.9	8.0	0.80



#32 NICK BERTUCCI | OF/INF

FULL NAME: Nick Bertucci

OPENING DAY AGE: 18

BORN: 3 March 2004 in Melbourne, Victoria

BATS/THROWS: R/R

HEIGHT/WEIGHT: 6'2"/242 lbs (110 kg)

SEASON WITH ACES: 2nd (Development Player)

ABOUT NICK

Career Highlights:

- Invited to the 2022 Australian National Junior Squad in preparation for the World Baseball Softball Confederation U18 World Cup
- Committed to play Junior College Baseball at Central Arizona College
- Went 6-for-24 with five of his hits going for extra bases and four RBI with Australia at the U18 World Cup in September
- One of two chosen to represent Australia on the MLB World Select Team



#13 CHRIS BURKE | C/OF



FULL NAME: Chris Burke
OPENING DAY AGE: 21
BORN: 16 August 2001 in Melbourne, Victoria
BATS/THROWS: L/R
HEIGHT/WEIGHT: 5'11"/170 lbs (77 kg)
SEASON WITH ACES: 6th

ORGANIZATION

2022/23 ACES

HISTORY & RECORDS

ABOUT CHRIS

Career Highlights:

- Burke is entering his sixth season playing for the Aces, having begun his time with the team as a development player at just 16 years old during the 2017/18 season
- Set career-highs during the 2020/21 ABL season, going 16-for-66 with four home runs, 10 RBI and 14 runs in his second full season with the Aces
- Went 5-for-17 and led Team Australia with two home runs, five RBI and a .647 slugging percentage during the U23 WSBC World Cup in October 2022, and was tied for the most home runs of any player in the tournament
- Signed a minor-league contract with the Philadelphia Phillies in July 2019 and has played two seasons in the Phillies farm system
- Member of Team Australia at the WBSC U-15 and U-18 Baseball World Cups, hitting .361 with five runs batted in at the 2019 U-18 World Cup in Gijang, South Korea
- Represented Victoria at the U-16 and U-18 youth national championships, including Victoria's gold medal at the 2019 Australian U-18 Youth Championship, where he was named the U-18 fielding champion and hit for a .359 average across 10 games
- Played for the MLB World Select Team at the Arizona Fall Classic in October 2018
- Won Waverly Baseball Club's Alf Mann Junior Club Champion award and member of Baseball Victoria's Aces Academy

CAREER STATS

Year	Age	AgeDif	Tm	Lg	Lev	Aff	G	PA	AB	R	H	2B	3B	HR	RBI	SB	CS	BB	SO	BA	OBP	SLG	OPS	TB	GDP	HBP	SH	SF	IBB	
2017-18	15	-9.7	Melbourne	AUBL	Fgn		5	5	4	0	2	1	0	0	0	0	0	0	1	1	.500	.600	.750	1.350	3	0	0	0	0	0
2018-19	16	-9.0	Melbourne	AUBL	Fgn		2	2	1	0	0	0	0	0	0	0	0	0	1	1	.000	.500	.000	.500	0	0	0	0	0	0
2019-20	17	-8.2	Melbourne	AUBL	Fgn		20	54	51	4	9	0	0	0	6	1	0	2	13	.177	.208	.177	.384	9	3	0	1	0	0	
2020-21	18	-7.6	Melbourne	AUBL	Fgn		19	74	66	14	16	0	0	4	10	0	1	8	17	.242	.324	.424	.749	28	0	0	0	0	0	
2021	19		2 Teams	2 Lgs	A-Rk	PHI	27	82	74	10	20	5	0	5	6	2	8	21	.270	.342	.338	.679	25	2	0	0	0	0	0	
2021	19	-2.4	Clearwater	LASE	A	PHI	14	51	46	7	10	4	0	4	2	1	5	16	.217	.294	.304	.598	14	2	0	0	0	0	0	
2021	19	-1.0	Phillies	FCL	Rk	PHI	13	31	28	3	10	1	0	0	1	4	1	3	5	.357	.419	.393	.812	11	0	0	0	0	0	
2022	20	-1.1	Clearwater	FLOA	A	PHI	16	49	41	4	3	1	0	0	0	1	0	6	17	.073	.208	.098	.306	4	2	1	1	0	0	
Minors (2 seasons)					Minors		43	131	115	14	23	6	0	5	7	2	14	38	.200	.292	.252	.545	29	4	1	1	0	0	0	
Foreign (4 seasons)					Foreign		46	135	122	18	27	1	0	4	16	1	12	32	.221	.291	.328	.619	40	3	0	1	0	0	0	
All Levels (6 Seasons)							89	266	237	32	50	7	0	4	21	8	3	26	70	.211	.292	.291	.583	69	7	1	2	0	0	



#25 GEORGE CALLIL | INF



FULL NAME: George Callil

OPENING DAY AGE: 25

BORN: 22 July 1997 in Melbourne, Victoria

BATS/THROWS: R/R

HEIGHT/WEIGHT: 6'4"/201 lbs (91 kg)

SEASON WITH ACES: 1st

ABOUT GEORGE

Career Highlights:

- 5-34 with two doubles in 15 games with Sioux City in 2021 (American Association, Independent)
- 2022 season with Evansville Otters of the Frontier League (Independent), hit 6 HR and drove in 25 runs in 78 games
- Two-time SEC Spring Honor Roll at the University of South Carolina
- Career .212/.340/.328 hitter in three seasons with the Gamecocks
- Played all but one of his 114 NCAA games at shortstop (1 game at second base)
- Recorded seven multi-hit games in his senior season (2021)
- Hit by a pitch 12 times in 2020, which led the SEC and was tied for second in the NCAA
- Spent two years at McLennan Community College in Waco, Texas
- Texas-New Mexico Junior College Assoc All-Star on 2018 McLennan team that won their conference and region championships and finished 5th at the JuCo World Series
- Career .300 hitter with 18 doubles and 64 RBI in two Junior College Seasons
- Shortstop on 2015 Australian National Team that finished in fourth place at the U18 World Cup

CAREER STATS

Year	Age	AgeDif	Tm	Lg	Lev	Aff	G	PA	AB	R	H	2B	3B	HR	RBI	SB	CS	BB	SO	BA	OBP	SLG	OPS	TB	GDP	HBP	SH	SF	IBB
2019	21	0.3	South Carolina	SEC	NCAA		43	160	131	19	28	6	1	4	17	1	0	15	37	.214	.329	.366	.696	48	3	9	2	3	
2020	22	1.4	South Carolina	SEC	NCAA		16	65	48	9	13	1	0	1	10	1	2	4	12	.271	.446	.354	.800	17	0	12	0	1	
2021	23	2.1	South Carolina	SEC	NCAA		53	202	166	29	32	8	1	2	15	6	0	20	50	.193	.315	.289	.604	48		10	5	1	
2021	23	-3.8	Sioux City	AA	Ind		15	39	34	3	5	2	0	0	4	1	0	2	14	.147	.237	.206	.443	7		2	1	0	0
2022	24	-1.8	Evansville	FRON	Ind		78	301	257	39	56	8	0	6	25	1	2	17	100	.218	.315	.319	.634	82	2	20	6	1	0
College (3 seasons)					College		112	427	345	57	73	15	2	7	42	8	2	39	99	.212	.341	.328	.668	113		31	7	5	
Other (2 seasons)					Other		93	340	291	42	61	10	0	6	29	2	2	19	114	.210	.306	.306	.612	89		22	7	1	0
All Levels (4 Seasons)							205	767	636	99	134	25	2	13	71	10	4	58	213	.211	.325	.318	.643	202		53	14	6	0

ORGANIZATION

2022/23 ACES

HISTORY & RECORDS



#17 JARED CRUZ | INF/OF



FULL NAME: Jared Pedro Cruz
OPENING DAY AGE: 27
BORN: 29 March 1995 in Melbourne, Victoria
BATS/THROWS: R/R
HEIGHT/WEIGHT: 6'1"/175 lbs (79 kg)
SEASON WITH ACES: 9th

ABOUT JARED

Career Highlights:

- Cruz is entering his ninth season playing for the Aces, beginning his ABL career at 18 years old in the 2013/14 season
- All-time ranks in Aces history: sixth in games played (163), tied-for-ninth in total bases (439) and 10th in RBI (49)
- Best season with the Aces was 2016 when he posted a .278 batting average and .350 on-base percentage in 33 games for the Aces
- Originally signed by the Atlanta Braves when he was 18 years old and later was traded to the Houston Astros as the Player To Be Named Later
- Played two minor-league seasons: 2014 with the Braves and 2015 with the Astros Gulf Coast League affiliates
- His first career minor-league hit and RBI came on 24 June 2014 against GCL Yankees 2
- Had five doubles and 12 RBI in 49 career minor-league games

CAREER STATS

Year	Age	AgeDif	Tm	Lg	Lev	Aff	G	PA	AB	R	H	2B	3B	HR	RBI	SB	CS	BB	SO	BA	OBP	SLG	OPS	TB	GDP	HBP	SH	SF	IBB	
2013-14	18	-5.9	Melbou.ace	AUJL	Fgn		3	4	4	0	0	0	0	0	0	0	0	0	3	.000	.000	.000	.000	0	0	0	0	0	0	
2014	19	-0.7	Braves	GULF	Rk	ATI	74	75	66	4	12	2	0	0	4	1	0	7	14	.182	.267	.212	.479	14	3	1	0	1	0	
2014-15	19	-5.0	Melbou.ace	AUJL	Fgn		25	91	82	9	20	3	0	0	4	2	1	8	34	.264	.311	.281	.592	23	1	0	1	0	0	
2015	20	0.5	Astros	GULF	Rk	HOU	25	80	72	5	14	3	0	0	8	1	1	6	25	.294	.253	.236	.489	17	1	0	1	1	0	
2015-16	20	3.9	Melbou.ace	AUJL	Fgn		7	22	22	0	2	0	0	0	2	0	0	0	8	.091	.091	.091	.182	2	1	0	0	0	0	
2016-17	21	-2.8	Melbou.ace	AUJL	Fgn		33	101	90	11	25	3	1	1	10	2	2	9	32	.278	.350	.367	.717	33	2	1	1	0	0	
2017-18	22	-2.7	Melbou.ace	AUJL	Fgn		20	71	62	8	11	1	0	2	8	3	2	7	25	.177	.257	.290	.547	18	2	0	1	1	0	
2018-19	23	-2.0	Melbou.ace	AUJL	Fgn		33	78	74	5	9	1	0	2	10	2	0	3	25	.122	.156	.216	.372	16	1	0	1	0	0	
2019-20	24	-1.2	Melbou.ace	AUJL	Fgn		23	71	62	7	16	3	0	1	11	2	6	16	.258	.314	.355	.669	22	1	0	1	2	0		
2020-21	25	-0.6	Melbou.ace	AUJL	Fgn		19	38	32	3	6	0	0	0	4	0	0	5	12	.188	.297	.188	.485	6	3	0	1	0	0	
Year	Age	AgeDif	Tm	Lg	Lev	Aff	G	PA	AB	R	H	2B	3B	HR	RBI	SB	CS	BB	SO	BA	OBP	SLG	OPS	TB	GDP	HBP	SH	SF	IBB	
Minors (2 seasons)							Minors	49	155	138	9	26	5	0	12	2	1	13	39	.188	.260	.225	.484	31	4	1	1	2	0	
Foreign (8 seasons)							Foreign	163	476	428	43	89	11	1	6	49	11	7	38	155	.208	.272	.280	.553	120	11	1	6	3	0
All Levels (8 Seasons)								212	631	566	52	115	16	1	6	61	13	8	51	194	.203	.269	.267	.536	151	15	2	7	5	0



#2 JARRYD DALE | INF

**FULL NAME:** Jarryd James Dale**OPENING DAY AGE:** 22**BORN:** 11 September 2000 in Melbourne, Victoria**BATS/THROWS:** R/R**HEIGHT/WEIGHT:** 6'1"/195 lbs (89 kg)**SEASON WITH ACES:** 6th

ABOUT JARRYD

Career Highlights:

- Dale is entering his sixth season playing for the Aces, beginning his ABL career at 16 years old in the 2016/17 season, when he hit .204 over 24 games and was named the organization's Rookie of the Year that season.
- Signed with the San Diego Padres organization in 2019
- Dale ranks in the Top-10 in Aces history in five notable offensive categories: eighth in games (150) and hits (109), ninth in runs (53) and total bases (148), and tied-for-10th in doubles (16)
- Earned a late-season promotion to AAA El Paso after hitting 17 doubles, 35 RBI and 27 stolen bases with High-A Fort Wayne in the Padres organization in 2022
- Went 7-for-26 with four RBI and a .345 OBP for Team Australia in the U23 WSBC World Cup in October 2022 and led the team in at-bats during the tournament
- Jarryd's older brother Ryan spent nine seasons with the Aces and his cousin Jon Kennedy is entering his 10th season with the Aces
- He is the youngest son of father Phil, who managed the Aces for four seasons from the inaugural 2010/11 campaign to 2013/14 and was Melbourne's pitching coach from the 2016/17 to 2018/19 season under Jon Deeble.

CAREER STATS

Year	Age	AgeDif	Tm	Lg	Lev	Aff	G	PA	AB	R	H	2B	3B	HR	RBI	SB	CS	BB	SO	BA	OBP	SLG	OPS	TB	GDP	HBP	SH	SF	IBB				
2016-17	15	-8.8	Melbourne	ABL	Fgn		74	70	68	5	14	2	0	1	10	1	1	1	19	.206	.217	.279	.497	19	2	0	1	0	0				
2017-18	16	8.7	Melbourne	AUFL	Fgn		39	158	147	19	39	7	1	3	12	2	2	10	42	.265	.312	.388	.700	57	3	0	1	0	0				
2018	17		2 Teams	ARIZ	RK	SDP	40	131	120	14	22	6	0	0	6	3	1	7	47	.183	.252	.233	.485	28	2	4	0	0	0				
2018	17	-2.6	Padres 1	ARIZ	RK	SDP	29	96	87	12	18	5	0	0	6	3	0	7	28	.207	.281	.264	.546	23	1	2	0	0	0				
2018	17	2.6	Padres 2	ARIZ	RK	SDP	11	35	33	2	4	1	0	0	0	0	1	0	19	.121	.171	.152	.323	5	1	2	0	0	0				
2018-19	17	-8.0	Melbourne	AUFL	Fgn		32	108	94	13	17	2	0	0	5	4	1	11	24	.181	.271	.202	.473	19	2	1	1	1	0				
2019	18	-1.6	Padres 2	ARIZ	RK	SDP	31	123	113	16	34	5	0	0	16	6	1	8	36	.301	.358	.345	.703	39	5	2	0	0	1				
2019-20	18	-7.2	Melbourne	AUFL	Fgn		32	97	92	10	18	2	0	1	3	2	2	5	33	.195	.237	.250	.487	23	2	0	0	0	0				
2020-21	19	-6.6	Melbourne	AUFL	Fgn		23	88	80	6	21	3	0	2	9	4	1	3	23	.263	.286	.375	.661	30	5	0	4	1	0				
2021	20	-1.1	Lake Erieore	LAW	A	SDP	102	446	402	66	108	23	2	6	30	31	0	32	109	.269	.330	.381	.710	153	9	6	3	3	1				
2022	21		2 Teams	2 Lgs	A+AAA	SDP	134	552	462	52	92	19	3	4	39	27	7	79	137	.199	.318	.279	.597	129	9	4	2	5	0				
2022	21	-5.6	El Paso	PCL	AAA	SDP	10	33	27	5	6	2	0	0	4	0	0	5	7	.223	.333	.296	.630	8	1	0	0	1	0				
2022	21	-1.2	Fort Wayne	MIWV	A+	SDP	124	519	435	47	86	17	3	4	35	27	7	74	130	.198	.317	.278	.595	121	8	4	2	4	0				
Year	Age	AgeDif	Tm	Lg	Lev	Aff	G	PA	AB	R	H	2B	3B	HR	RBI	SB	CS	BB	SO	BA	OBP	SLG	OPS	TB	GDP	HBP	SH	SF	IBB				
Minors (4 seasons)					Minors						307	1252	1097	148	256	53	5	10	121	67	17	126	329	.233	.319	.318	.637	349	25	16	5	8	2
Foreign (5 seasons)					Foreign						150	521	481	53	109	16	1	7	39	13	7	36	141	.227	.272	.308	.580	148	14	1	7	2	0
All Levels (7 Seasons)											457	1773	1578	201	365	69	6	17	160	80	24	156	470	.231	.306	.315	.621	497	39	17	12	10	2



#27 RYAN DALE | INF



FULL NAME: Ryan Joe Dale
OPENING DAY AGE: 26
BORN: 16 March 1996 in Melbourne, Victoria
BATS/THROWS: R/R
HEIGHT/WEIGHT: 6'2"/198 lbs (90 kg)
SEASON WITH ACES: 10th Season

ABOUT RYAN

Career Highlights:

- Dale is entering his ninth season playing for the Aces, beginning with the team in the club's third season in the ABL and has five seasons of experience in the Kansas City Royals organization
- Ranks seventh in games played (161) and 10th in hits (91) in Aces history
- At just 16 years old in July 2021, Dale signed with the Royals and between 2013 and 2017, played 159 games in their system across three different rookie-level teams. He spent the 2013 season in the Arizona Rookie League with the AZL Royals, 2014 and 2017 in the advanced-rookie Appalachian League with the Burlington Royals and 2015 and 2016 in the advanced-rookie Pioneer League with the Idaho Falls Chukars. The Royals released him in February 2018
- He's shown himself as a versatile player both with the Royals and the Aces, playing all four infield positions and the corner outfield spots. Last season, he played at second base in 14 of his 18 appearances while left field was his primary position in the 2018/19 season. With the Royals organization, he played over 100 games at third base, as well as 37 at first later in his career
- In 2018, he played in the Dutch Major League for Quick Amersfoort, known as Honkbal Hoofdklasse in the Netherlands. There, he saw time in 24 games and drove in 12 runs with 20 hits in 89 at-bats (.225 average)
- Locally he plays locally for Malvern Baseball Club with brothers Tyler and Ryan, as well as cousin and Aces pitcher Jon Kennedy, and Aces catcher Chris Burke
- Ryan's young brother Jarryd is entering his sixth season with the Aces and his cousin Jon Kennedy is entering his 10th season with the Aces this year
- His father Phil managed the Aces for four seasons from the inaugural 2010/11 campaign to 2013/14 and was Melbourne's pitching coach from the 2016/17 to 2018/19 season under Jon Deebie

CAREER STATIS-

Year	Age	AgeDif	Tm	Lg	Lev	Aff	G	PA	AB	R	H	2B	3B	HR	RBI	SB	CS	BB	SO	BA	OBP	SLG	OPS	TB	GDP	HBP	SH	SF	IBB	
2012-13	16	-7.8	Melbourne	AU/BL	Fgn		4	4	4	1	0	0	0	0	0	0	0	0	0	2	.000	.000	.000	.000	0	0	0	0	0	
2013	17	-7.7	Royals	ARIZ	Rk	KCR	27	91	76	7	18	4	0	0	5	3	0	10	33	.237	.318	.290	.608	22	0	0	3	2	0	
2013-14	17	-6.9	Melbourne	AU/BL	Fgn		15	35	32	5	7	2	0	0	1	1	0	2	12	.219	.265	.281	.546	9	0	0	1	0	0	
2014	18	-7.3	Burlington	APPY	Rk	KCR	34	116	105	6	18	1	0	0	10	0	3	6	36	.171	.235	.181	.416	19	2	3	1	1	0	
2014-15	18	-6.0	Melbourne	AU/BL	Fgn		16	49	46	3	8	1	0	0	2	1	0	3	17	.174	.225	.196	.470	9	0	0	0	0	0	
2015	19	-3.9	Idaho Falls	PION	Rk	KCR	47	181	153	18	31	6	1	2	14	0	0	16	60	.203	.318	.294	.613	45	5	10	2	0	1	
2015-16	19	-4.9	Melbourne	AU/BL	Fgn		9	27	25	1	3	0	0	0	1	0	1	2	10	.120	.185	.120	.305	3	0	0	0	0	0	
2016	20	-0.6	Idaho Falls	PION	Rk	KCR	31	129	120	21	29	5	0	2	20	1	1	7	45	.242	.279	.333	.612	40	1	0	0	2	0	
2016-17	20	-3.8	Melbourne	AU/BL	Fgn		32	112	103	10	19	1	1	1	5	4	0	8	30	.185	.243	.243	.486	25	4	0	1	0	0	
2017	21	0.7	Burlington	APPY	Rk	KCR	21	70	63	5	6	1	0	0	0	0	0	5	28	.095	.174	.111	.285	7	4	1	1	0	0	
2017-18	21	-3.7	Melbourne	AU/BL	Fgn		38	132	117	15	22	3	0	2	13	2	0	11	43	.185	.260	.265	.525	31	3	1	1	2	0	
2018	22	2	Teams	2 Lgs	Fgn		48	170	154	14	35	9	1	2	21	0	0	11	30	.227	.286	.338	.623	52	7	2	2	1	0	
2018	22	-3.5	Amersfoort	DUTM	Fgn		24	100	89	10	20	8	1	0	12	0	0	6	11	.225	.286	.337	.623	30	6	2	2	1	0	
2018-19	22	-3.0	Melbourne	AU/BL	Fgn		24	70	65	4	15	1	0	0	2	0	0	5	19	.231	.286	.339	.624	22	1	0	0	0	0	
2019-20	23	-2.2	Melbourne	AU/BL	Fgn		18	51	47	9	15	2	0	0	2	1	0	3	17	.319	.373	.362	.734	17	2	1	0	0	0	
2020-21	24	1.6	Melbourne	AU/BL	Fgn		5	14	13	1	2	0	0	0	1	0	0	0	5	.134	.143	.134	.297	2	0	0	0	1	0	
Year	Age	AgeDif	Tm	Lg	Lev	Aff	G	PA	AB	R	H	2B	3B	HR	RBI	SB	CS	BB	SO	BA	OBP	SLG	OPS	TB	GDP	HBP	SH	SF	IBB	
Minors (5 seasons)							Minors	160	587	517	57	102	17	1	4	49	4	4	44	202	.197	.276	.257	.533	133	12	14	7	5	1
Foreign (9 seasons)							Foreign	185	594	541	59	111	18	2	5	46	9	1	40	167	.205	.263	.274	.537	148	16	4	5	4	0
All Levels (9 Seasons)								345	1181	1058	116	213	35	3	9	95	13	5	84	369	.201	.270	.266	.535	281	28	18	12	9	1



#38 JACK ENCIONDO | RHP



FULL NAME: Jack Enciondo
OPENING DAY AGE: 25
BORN: 26 January 1997 in Melbourne, Victoria
BATS/THROWS: R/R
HEIGHT/WEIGHT: 6'0"/209 lbs (95 kg)
SEASON WITH ACES: 5th

ABOUT JACK

Career Highlights:

- Enciondo is entering his fifth season playing for the Aces
- Has pitched in 23 games, including nine starts, with 55 strikeouts in 59.2 innings in four ABL seasons
- Prior to his time with the Aces, the native of Victoria pitched two seasons at Hill College, a Junior College just south of Dallas, Texas in the United States
- He has also represented Australia on two occasions, at the 2015 U-18 Baseball World Cup in Japan and the 2018 U-23 Baseball World Cup in Colombia. In the U-23 World Cup, Enciondo recorded the save behind starting pitcher and Aces teammate Jeremy Young in Australia's 4-3 win over the Dominican Republic

CAREER STATS

Year	Age	AgeDif	Tm	Lg	Lev	Aff	W	L	W-L%	ERA	RA9	G	GS	GF	CG	SHO	SV	IP	H	R	ER	HR	BB	IBB	SO	HBP	BK	WP	BF	WHIP	H9	HR9	BB9	SO9	SO/W
2017-18	20	-6.4	Melbourne	AUBL	Fgn		0	0		5.19	5.19	6	0	2	0	0	0	8.2	5	5	0	4	0	9	0	0	36	1.038	5.2	0.0	4.2	9.3	2.25		
2018-19	21	-5.9	Melbourne	AUBL	Fgn		2	5	.286	5.77	6.03	9	8	0	0	0	34.1	41	23	22	2	21	0	33	3	0	2	163	1.806	10.7	0.5	5.5	8.7	1.57	
2019-20	22	-4.5	Melbourne	AUBL	Fgn		0	0		16.62	20.77	3	0	1	0	0	0	4.1	8	10	8	0	8	1	3	0	0	30	3.692	16.6	0.0	16.6	6.2	0.38	
2020-21	23	-3.7	Melbourne	AUBL	Fgn		1	0	1.000	3.65	4.38	5	1	0	0	0	12.1	11	6	5	2	8	0	10	0	1	0	57	1.541	8.0	1.5	5.8	7.3	1.25	
All Levels (4 Seasons)							3	5	.375	6.03	6.64	23	9	3	0	0	0	59.2	65	44	40	4	41	1	55	3	1	2	286	1.777	9.8	0.6	6.2	8.3	1.34



#31 BRIAN FLYNN | LHP



FULL NAME: Brian Anthony Flynn
OPENING DAY AGE: 32
BORN: 19 April 1990 in Tulsa, Oklahoma
BATS/THROWS: L/L
HEIGHT/WEIGHT: 6'8"/245 lbs (111 kg)
SEASON WITH ACES: 2nd

ABOUT BRIAN

Career Highlights:

- Flynn returns for his second season with the Aces
- Has 134 career strikeouts over 187.2 MLB innings and notably spent the entire 2018 season on the Royals' Major League roster. In 2016, Flynn held opposing hitters to a .198 average with a 2.60 earned run average over 36 appearances
- Flynn signed with the Texas Rangers ahead of the 2020 season and struck out eight batters in six spring training appearances, while recording a win, pitching to a 1.50 ERA and holding opposing hitters to a .100 batting average. He elected free agency on 14 July 2020 after not making the 60-man roster for the 2020 MLB season
- Drafted by the Detroit Tigers in the seventh round of the 2011 MLB Draft out of Wichita State University in Kansas, he was traded to the Marlins in July 2012 and made his MLB debut the following year, starting four games for Miami in September 2013
- Following the 2012 season, he pitched in the prestigious Arizona Fall League for the Phoenix Desert Dogs as one of 23 future big leaguers on the team, including ABL alum Kevin Kiermaier and 2018 National League MVP Christian Yellich
- Flynn was traded to the Royals by Miami on 28 November 2014 with Reid Redman for Aaron Crow
- Prior to the start of spring training in 2017, Flynn suffered a broken rib and three fractured vertebrae after falling through the roof of his barn, making only one appearance in MLB for the Royals that season
- Following the 2019 season with Kansas City, Flynn was selected for the United States national baseball team in the 2019 WBSC Premier 12, appearing in three games and striking out one batter
- Twice with the New Orleans Zephyrs he was named pitcher of the week (29 July 2013 and 21 April 2014) and was named a Triple-A Pacific Coast League All-Star in 2013, thanks to his 2.80 earned run average over 23 starts
- Flynn attended Owasso High School in Owasso, Oklahoma, and was named The Oklahoman newspaper's all-state player of the year his senior year in 2008, going 9-1 with a 0.79 earned run average

CAREER STATS

Year	Age	Tm	Lg	W	L	W-L%	ERA	G	GS	GF	CG	SHO	SV	IP	H	R	ER	HR	BB	IBB	SO	HBP	BK	WP	BF	ERA+	FIP	WHIP	H9	HR9	BB9	SO9	SO/W
2013	23	MIA	NL	0	2	.000	8.50	4	4	0	0	0	0	18.0	27	17	17	4	13	0	15	0	0	3	88	46	6.44	2.222	13.5	2.0	6.5	7.5	1.15
2014	24	MIA	NL	0	1	.000	9.00	2	1	0	0	0	0	7.0	12	7	7	0	3	0	6	0	0	1	35	44	2.70	2.143	15.4	0.0	3.9	7.7	2.00
2016	26	KCR	AL	1	2	.333	2.60	36	1	11	0	0	0	55.1	38	19	16	5	23	0	44	1	0	8	221	166	4.03	1.102	6.2	0.8	3.7	7.2	1.91
2017	27	KCR	AL	0	0		3.86	1	0	0	0	0	0	2.1	3	1	1	0	0	0	0	0	0	0	8	133	3.16	1.286	11.6	0.0	0.0	0.0	
2018	28	KCR	AL	3	5	.375	4.04	48	0	10	0	0	1	75.2	87	37	34	5	35	3	47	3	0	5	336	107	4.28	1.612	10.3	0.6	4.2	5.6	1.34
2019	29	KCR	AL	2	2	.500	5.22	11	1	3	0	0	0	29.1	38	18	17	2	17	2	22	3	1	2	139	92	4.65	1.875	11.7	0.6	5.2	6.8	1.29
6 Yrs				6	12	.333	4.41	102	7	24	0	0	1	187.2	205	99	92	16	91	5	134	7	1	19	827	99	4.40	1.577	9.8	0.8	4.4	6.4	1.47
162 Game Avg.				4	7	.333	4.41	64	4	15	0	0	1	117	128	62	57	10	57	3	84	4	1	12	516	99	4.40	1.577	9.8	0.8	4.4	6.4	1.47

ORGANIZATION

2022/23 ACES

HISTORY & RECORDS



#12 JACK FOX | RHP



FULL NAME: Jack Fox
OPENING DAY AGE: 25
BORN: 24 September 1997 in Los Angeles, California
BATS/THROWS: R/R
HEIGHT/WEIGHT: 6'3"/215 lbs (97 kg)
SEASON WITH ACES: 1st

ABOUT JACK

Career Highlights:

- Played four seasons of college baseball at Emerson College in Boston, Massachusetts before transferring as a graduate student to Lander University in Greenwood, South Carolina
- Posted a 3.03 ERA with 225 strikeouts over 252.2 innings in his five collegiate seasons
- Set the Futures Collegiate Baseball League single-season record with 79 strikeouts on the mound for the Westfield Starfires during the summer of 2019
- Signed his first professional contract with the Kane County Cougars of the independent American Association in 2021
- Went 11-3 with a 3.04 ERA and 73 strikeouts across 91.2 innings in 18 games (16 starts) for the Cougars in 2021

CAREER STATS

Year	Age	AgeDif	Tm	Lg	Lev	Att	W	L	W-L%	ERA	RA9	G	GS	GF	CG	SHO	SV	IP	H	R	ER	HR	BB	IBB	SO	HBP	BK	WP	BF	WHIP	H9	HR9	BB9	SO9	SO/W	
2021	23	-3.5	Kane County	AA	Ind	3	5		.375	4.26	4.71	17	14	2	2	1	0	80.1	81	42	38	6	32	0	51	3	3	5	353	1.407	9.1	0.7	3.6	5.7	1.59	
2022	24	-2.8	Kane County	AA	Ind	11	3		.786	3.04	3.63	18	16	1	1	0	0	91.2	93	37	31	5	44	1	73	2	1	7	400	1.495	9.1	0.5	4.3	7.2	1.66	
Ind (2 seasons)						Other	14	8		.636	3.61	4.13	35	30	3	3	1	0	172.0	174	79	69	11	76	1	124	5	4	12	753	1.453	9.1	0.6	4.0	6.5	1.63



#14 DARRYL GEORGE | INF



FULL NAME: Darryl Roy George
OPENING DAY AGE: 29
BORN: 14 March 1993 in Carlton, Victoria
BATS/THROWS: R/R
HEIGHT/WEIGHT: 6'1"/215 lbs (97 kg)
SEASON WITH ACES: 10th

ORGANIZATION

2022/23 ACES

HISTORY & RECORDS

ABOUT DARRYL

Career Highlights:

- George is entering his 10th season playing for the Aces, after beginning with the team in the club's second season in the ABL and four seasons in the Tampa Bay Rays organization.
- Longest tenured Aces position player
- Won the ABL's 2021 Helms award after he hit .331 with an .881 OPS, 15 extra-base hits, 27 RBI and 21 runs in 29 games for the Aces during the 2020-21 season
- Aces all-time leader in games played (295), hits (195), doubles (59), RBI (135), stolen bases (30) and is second in runs (149) and third in home runs (27) and walks (60)
- Signed by the Tampa Bay Rays at 17 years old in 2010
- Posted a .265 batting average with six home runs and 82 RBI in 200 career minor league games over four years in the Rays organization and was named a NY-Penn League all-star with the Hudson Valley Renegades in 2013
- Allowed one run over 2.2 innings in three relief appearances in a brief stint as a pitcher in the minor leagues
- Internationally, he was a member of Team Australia in the 2016 Haarlem Baseball Week, the 2018 International Baseball Series exhibition against Japan, 2019 Canberra Camp, 2019 WBSC Premier12 and 2020 KBO Challenge.
- Spent one season (2017) in Japan's Nippon Professional Baseball for the Orix Buffaloes

CAREER STATS

Year	Age	AgeDif	Tm	Lg	Lev	Aff	G	PA	AB	R	H	2B	3B	HR	RBI	SB	CS	BB	SO	BA	OBP	SLG	OPS	TB	GDP	HBP	SH	SF	IBB
2011	18	-2.0	Rays	GULF	Rk	TBR	24	89	74	11	18	3	0	0	7	4	2	10	9	.243	.360	.284	.643	21	3	4	0	1	0
2011-12	18	-6.0	Melbourne	AUFL	Fgn		32	84	78	12	18	4	1	1	8	0	1	4	11	.231	.286	.346	.632	27	3	2	0	0	0
2012	19	-1.2	Princeton	APPY	Rk	TBR	50	185	169	19	44	10	0	2	28	6	0	13	27	.260	.314	.355	.669	60	5	1	1	2	0
2012-13	19	-4.8	Melbourne	AUFL	Fgn		41	136	123	10	26	5	1	0	6	0	0	8	24	.211	.271	.268	.539	33	3	2	3	0	0
2013	20	-1.0	Hudson Valley	NYPL	A-	TBR	62	258	227	21	55	8	2	0	18	9	0	23	40	.286	.363	.339	.703	77	4	5	2	1	2
2013-14	20	-3.9	Melbourne	AUFL	Fgn		41	157	138	17	30	7	0	7	8	7	2	14	19	.217	.295	.317	.607	43	9	7	1	7	7
2014	21	-0.5	Bowling Green	MIDW	A	TBR	70	280	251	31	64	11	3	4	29	9	2	17	51	.255	.307	.371	.677	93	9	3	6	3	0
2014-15	21	-3.0	Melbourne	AUFL	Fgn		19	50	48	6	11	1	0	0	4	1	1	2	11	.279	.260	.250	.510	17	1	0	0	0	0
2015-16	22	-1.9	Melbourne	AUFL	Fgn		50	205	187	24	53	18	1	7	33	5	1	9	37	.283	.327	.423	.749	79	6	5	0	4	1
2016-17	23	-0.8	Melbourne	AUFL	Fgn		5	22	19	1	2	0	0	0	2	0	1	2	5	.105	.227	.105	.333	2	2	1	0	0	0
2017	24	2	Teams	2 Lps	Fgn		115	439	395	99	118	23	5	13	62	9	8	33	82	.299	.358	.481	.839	190	8	6	1	4	0
2017	24	-1.8	Orix	JPWL	Fgn		75	257	227	25	63	15	4	2	32	1	4	22	53	.278	.348	.405	.753	92	4	4	1	3	0
2017-18	24	-0.7	Melbourne	AUFL	Fgn		40	182	168	34	55	8	1	11	30	8	4	11	29	.327	.374	.583	.957	98	4	2	0	1	0
2018-19	25	0.0	Melbourne	AUFL	Fgn		39	163	145	29	49	7	1	7	17	7	3	6	35	.329	.374	.530	.904	75	2	6	0	2	0
2020-21	27	1.4	Melbourne	AUFL	Fgn		28	129	124	21	41	9	2	4	27	2	1	4	19	.331	.349	.532	.881	66	3	0	0	1	0
Year	Age	AgeDif	Tm	Lg	Lev	Aff	G	PA	AB	R	H	2B	3B	HR	RBI	SB	CS	BB	SO	BA	OBP	SLG	OPS	TB	GDP	HBP	SH	SF	IBB
Minors (4 seasons)						Minors	206	813	721	82	191	32	5	6	82	28	4	63	127	.265	.332	.348	.680	251	21	13	9	7	2
Foreign (9 seasons)						Foreign	370	1385	1261	174	348	74	11	29	167	31	16	82	238	.276	.329	.421	.750	531	37	24	5	13	3
All Levels (9 Seasons)							576	2198	1982	256	539	106	16	25	249	59	22	145	365	.272	.330	.395	.725	782	58	37	14	20	5



#45 CAMERON GIBBENS | RHP



FULL NAME: Cameron David Gibbens

OPENING DAY AGE: 27

BORN: 4 July 1995 in Melbourne, Victoria

BATS/THROWS: L/R

HEIGHT/WEIGHT: 6'8"/194 lbs (88 kg)

SEASON WITH ACES: 4th

ABOUT CAM

Career Highlights:

- Gibbens is entering his fourth season playing for the Aces after beginning his ABL career as a development player in the 2018/19 season
- Has a 2-1 record with a 2.51 ERA and 22 strikeouts in 13 career games for the Aces from 2019-2021
- Signed with the Los Angeles Dodgers organization in January 2020
- In two minor league seasons, Gibbens has 93 strikeouts in just 53.1 innings, and has reached as high as AA in the Dodgers farm system

CAREER STATS

Year	Age	AgeDiff	Tm	Lg	Lev	ATT	W	L	W-L%	ERA	RA9	G	GS	GF	CG	SHO	SV	IP	H	R	ER	HR	BB	IBB	SO	HBP	BK	WP	BF	WHIP	H9	HR9	BB9	SO9	SO/W	
2019-20	23	-3.5	Melbourne	AUBL	Fgn	0	1	.000	3.86	3.86	3	0	1	0	0	0	0	4.2	4	2	2	1	3	0	5	1	0	0	22	1.500	7.7	1.9	5.8	9.6	1.67	
2020-21	24	-2.7	Melbourne	AUBL	Fgn	2	0	1.000	1.85	1.86	10	0	2	0	0	0	0	9.2	4	2	2	0	8	0	17	1	0	0	40	1.241	3.7	0.0	7.4	15.8	2.13	
2021	25	3	Teams	3 Lgs	A+-AA-A	LAD	4	2	.667	3.47	3.47	35	0	10	0	0	0	3	46.2	35	18	4	32	0	83	4	1	5	206	1.436	6.8	0.8	6.2	16.0	2.39	
2021	25	0.3	Tulsa	AACV	AA	LAD	0	1	.000	7.86	7.86	13	0	0	0	0	0	16.0	20	14	14	3	18	0	25	2	0	7	88	2.375	11.3	1.7	10.1	14.1	1.39	
2021	25	1.7	Great Lakes	IAC	A+	LAD	3	0	1.000	1.33	1.33	15	0	8	0	0	0	2	20.1	9	3	1	10	0	35	1	1	2	77	0.934	4.0	0.4	4.4	15.5	3.50	
2021	25	3.1	Hancho Cucamonga	LAW	A	LAD	1	1	.500	0.87	0.87	7	0	2	0	0	0	1	10.1	6	1	1	0	4	0	23	1	0	1	41	0.968	5.2	0.0	3.5	20.0	5.75
2022	26	2	Teams	2 Lgs	AA-AAA	LAD	0	0		25.65	25.65	10	0	1	0	0	0	6.2	2	19	19	0	28	0	10	5	0	5	55	4.500	2.7	0.0	37.8	13.5	0.36	
2022	26	1.5	Tulsa	TL	AA	LAD	0	0		25.58	25.58	9	0	1	0	0	0	6.1	1	18	18	0	25	0	9	5	0	4	50	4.105	1.4	0.0	35.5	12.8	0.36	
2022	26	4.8	Dodgers	ACL	RK	LAD	0	0		27.00	27.00	1	0	0	0	0	0	0.1	1	1	1	0	3	0	1	0	0	1	5	12.000	27.0	0.0	81.0	27.0	0.33	
Minors (2 seasons)							4	2	.667	6.24	6.24	45	0	11	0	3	53.1	37	37	4	60	0	93	9	1	10	261	1.819	6.2	0.7	10.1	15.7	1.55			
Foreign (2 seasons)							2	1	.667	2.51	2.51	13	0	3	0	0	0	14.1	8	4	4	1	11	0	22	2	0	62	1.326	5.0	0.6	6.9	13.8	2.00		
All Levels (4 Seasons)							6	3	.667	5.45	5.45	58	0	14	0	3	67.2	45	41	41	5	71	0	115	11	1	10	323	1.714	6.0	0.7	9.4	15.3	1.62		

ORGANIZATION

2022/23 ACES

HISTORY & RECORDS

#6 ROBBIE GLENDINNING | INF



ORGANIZATION

FULL NAME: Robert Glendinning

OPENING DAY AGE: 27

BORN: 6 October 1995 in Perth, Western Australia

BATS/THROWS: R/R

HEIGHT/WEIGHT: 6'2"/196 lbs (88 kg)

SEASON WITH ACES: 1st

ABOUT ROBBIE

Career Highlights:

- Joins the Aces after playing four seasons in the ABL for his hometown Perth Heat, where he hit 19 home runs with 94 RBI in 109 career games
- Won the 2019 ABL Rookie of the Year award after hitting .364 with a 1.103 OPS and 25 RBI in 28 games for Perth
- Reached base safely in 26 straight games from 9 December 2018 through 21 November 2019 and hit .376 with a .483 OBP, eight doubles, 4 home runs, 35 hits and 21 walks during the streak
- Drafted by the Pittsburgh Pirates in the 21st round of the 2017 MLB Draft out of the University of Missouri
- Batted .274 with 22 extra-base hits in 56 games in his one season at Missouri
- Spent the first three seasons of his minor league career with the Pirates organization
- Posted an .813 OPS, 21 doubles and 19 home runs in a career-high 118 games during the 2022 season for the Northwest Arkansas Naturals, AA affiliate of the Kansas City Royals

2022/23 ACES

HISTORY & RECORDS

CAREER STATS

Year	Age	AgeDif	Tm	Lg	Lev	Aff	G	PA	AB	R	H	2B	3B	HR	RBI	SB	CS	BB	SO	BA	OBP	SLG	OPS	TB	GDP	HBP	SH	SF	IBB
2016	20	0.0	Waikato	CCBL	Smr		2	3	3	1	1	1	0	0	0	0	0	0	0	1	.333	.333	.567	1.000	2	0	0	0	0
2017	21	0.4	Missouri	SFC	NCAA		56	241	201	36	55	13	2	7	30	7	3	35	62	.274	.386	.463	.849	93	5	3	0	2	
2017	21	-0.1	West Virginia	NVPL	A-	PIT	29	119	96	10	19	3	0	0	6	2	3	17	41	.198	.342	.229	.571	22	2	4	2	0	
2017-18	21	-3.7	Perth	ABL	Fgn		71	98	87	22	29	6	0	3	17	4	0	10	26	.333	.408	.506	.914	44	1	1	0	0	
2018	22		> Teams	> Lgs	A-A-	PIT	59	225	194	30	52	12	2	29	7	4	26	56	.268	.360	.381	.742	74	7	2	3	0		
2018	22	0.6	West Virginia	SALL	A	PIT	34	125	110	16	31	4	1	2	18	1	3	13	28	.282	.358	.391	.749	43	5	0	2	0	
2018	22	1.0	West Virginia	NVPL	A-	PIT	25	100	84	14	21	8	1	0	11	1	1	13	28	.250	.364	.369	.733	31	2	2	1	0	
2018-19	22	-3.0	Perth	ABL	Fgn		28	123	99	18	36	9	0	3	25	0	0	21	27	.364	.467	.546	1.013	54	2	0	1	2	
2019	23		> Teams	> Lgs	AA-1	PIT	101	391	346	43	103	23	2	13	57	8	3	38	115	.298	.368	.488	.856	169	12	2	2	3	
2019	23	-1.1	Altoona	EL	AA	PIT	58	213	184	21	48	7	1	5	31	2	1	24	65	.261	.346	.391	.737	72	6	1	2	2	
2019	23	0.6	Bracenton	FLOR	A-	PIT	43	178	162	22	55	16	1	8	26	6	2	14	30	.340	.393	.599	.992	97	6	1	0	1	
2019-20	23	-2.2	Perth	ABL	Fgn		40	174	155	30	52	12	0	7	31	3	1	18	29	.336	.405	.548	.953	85	5	0	1	0	
2020-21	24	-1.6	Perth	ABL	Fgn		20	79	67	20	23	2	0	3	21	2	0	10	15	.343	.443	.508	.951	34	3	2	0	0	
2022	26	1.8	Northwest Arkansas	TL	AA	KCR	118	518	428	77	108	21	1	19	76	11	3	75	168	.252	.373	.439	.813	188	17	10	1	4	
Year	Age	AgeDif	Tm	Lg	Lev	Aff	G	PA	AB	R	H	2B	3B	HR	RBI	SB	CS	BB	SO	BA	OBP	SLG	OPS	TB	GDP	HBP	SH	SF	IBB
Minors (4 seasons)					Minors		307	1253	1064	160	282	59	5	34	165	23	13	156	380	.265	.366	.426	.792	453	38	18	8	7	1
Foreign (4 seasons)					Foreign		109	474	408	90	140	29	0	16	94	9	1	59	97	.343	.428	.532	.960	217	11	3	2	2	0
College (1 season)					College		56	241	201	36	55	13	2	7	30	7	3	35	62	.274	.386	.463	.849	93	5	3	0	2	
Other (1 season)					Other		2	3	1	1	1	0	0	0	0	0	0	0	1	.333	.333	.667	1.000	2	0	0	0	0	
All Levels (6 Seasons)							474	1971	1676	287	478	102	7	57	292	39	17	250	540	.285	.384	.456	.840	765	54	24	10	11	1



ORGANIZATION

2022/23 ACES

HISTORY & RECORDS

#40 JON KENNEDY | RHP



FULL NAME: Jon Robert Dale Kennedy

OPENING DAY AGE: 28

BORN: 20 September 1994 in Melbourne, Victoria

BATS/THROWS: L/L

HEIGHT/WEIGHT: 6'7"/245 lbs (111 kg)

SEASON WITH ACES: 10th Season

ABOUT JON

Career Highlights:

- Kennedy is entering his 10th season playing for the Aces
- Went 2-0 with a 3.63 ERA, two saves, 27 strikeouts and only one walk in 17.1 innings out of the bullpen for the Aces during the 2020/21 ABL season
- Kennedy sits atop the pitching leaderboard in Aces history in games (73), games started (27), innings (178.2), and holds (9), and also ranks third in strikeouts (151) and tied-for-third in wins (9)
- Kennedy signed with the Atlanta Braves in 2014 and began pitching in their farm system in 2016
- Posted a 3.09 ERA, 10 wins and seven saves over four seasons and 94 games in the Braves organization
- He has pitched for Team Australia at the 2017 World Baseball Classic, 2019 WBSC Premier12 and 2020 KBO Challenge
- Kennedy's uncle Phil Dale managed the Aces from 2010/11 to 2013/14 and was the team's pitching coach from 2016/17 to 2018/19.
- Aces infielder Jarryd Dale is Kennedy's cousin, as is former Aces infielder Ryan Dale

CAREER STATS

Year	Age	AgeDt	Tm	Lg	Lev	Aff	W	L	W-L%	ERA	RA9	G	GS	CF	CG	SHO	SV	IP	H	ER	HR	BB	SO	HBP	BK	WP	BF	WHIP	HS	HRA	BB%	SO%	SO/W			
2012-13	17	-15	Melbourne	ABL	Tm		2	0	.000	0.20	0.00	6	3	0	0	0	0	6.1	11	1	0	0	6	0	1	0	68	2.000	15.6	2.9	3.7	5.0	0.71			
2013-14	18	-16	Melbourne	ABL	Tm		0	0		18.50	12.92	1	0	0	0	0	0	1.1	2	2	2	1	0	0	0	0	7	2.250	15.5	6.8	5.8	0.0	0.00			
2014-15	19	-17	Melbourne	ABL	Tm		1	1	.000	18.20	11.92	2	0	2	0	0	0	2.0	4	4	4	4	1	0	2	1	0	12	2.500	15.0	9.4	4.5	0.4	0.00		
2015-16	20	-17	Melbourne	ABL	Tm		0	0		3.73	0.85	1	0	0	0	0	0	0	10	3	0	0	0	0	0	0	5	0.5	1.08	3.8	1.1	4.6	3.4	0.26		
2016	21	-17	Georgia	3 Lgs	AFL	ATL	0	0		2.53	4.42	19	0	2	0	0	0	20.2	29	12	11	3	6	0	29	3	1	8	1.28	11.3	0.9	1.2	8.3	7.25		
2016	21	-16	Georgia	3 Lgs	AFL	ATL	0	0		0.70	0.05	1	0	0	0	0	0	3.0	7	0	0	0	0	0	0	0	0	3	1.000	5.0	0.0	7.0	0.0			
2016	21	-16	Georgia	3 Lgs	AFL	ATL	0	0		2.59	2.93	16	0	2	0	0	0	23.0	22	10	7	3	3	0	18	3	2	0	0.9	1.08	6.9	1.2	1.2	7.0	6.00	
2016	21	-16	Georgia	3 Lgs	AFL	ATL	0	0		4.26	7.94	6	0	0	0	0	0	5.2	11	5	1	1	1	0	7	0	2	0	0	1.10	12.5	0.0	1.5	11.1	3.00	
2016-17	21	-16	Melbourne	ABL	Tm		3	3	.500	3.56	4.37	7	1	0	0	0	1	15.0	24	17	15	1	4	0	11	1	3	7	1.006	7.5	0.3	2.3	8.0	3.14		
2017	22	-16	Melbourne	ABL	Tm		2	2	.500	2.57	2.24	29	1	3	0	0	0	0	26.1	29	26	25	4	6	0	15	4	1	6	1.23	10.1	0.4	0.7	7.3	10.82	
2017-18	22	-17	Melbourne	ABL	Tm		2	2	.500	1.97	0.82	8	0	0	0	0	0	0	24.2	16	2	19	0	0	0	37	3	7	1	0.8	1.53	1.3	1.3	2.5	8.1	1.78
2018	23	-17	Melbourne	ABL	Tm		2	2	.500	3.26	3.82	29	4	2	0	0	0	0	65.1	36	24	24	0	16	0	19	8	2	4	1.23	6.8	0.4	2.2	8.4	2.80	
2018	23	-17	Georgia	3 Lgs	AFL	ATL	1	2	.333	7.78	5.44	6	0	0	0	0	0	10.2	14	10	0	0	3	0	5	0	0	0	0	1.98	17.0	0.0	2.5	4.2	1.67	
2018	23	-17	Georgia	3 Lgs	AFL	ATL	0	0		3.00	2.43	2.93	25	2	2	0	0	0	55.2	14	32	13	0	13	2	16	8	3	2.00	13.9	0.2	0.0	3.7	8.3		
2018-19	23	-17	Melbourne	ABL	Tm		4	2	.667	3.24	3.42	8	0	0	0	0	0	0	16.9	17	10	12	2	0	0	2	0	0	1.13	6.5	1.4	2.5	8.4	4.33		
2019	24	-17	Georgia	3 Lgs	AFL	ATL	1	1	.500	4.74	4.41	7	0	0	0	0	0	1	10	0	0	0	0	0	0	0	0	0	1.27	5.2	0.0	1.3	9.8	1.00		
2019-20	24	-18	Melbourne	ABL	Tm		1	3	.250	4.26	4.77	7	0	0	0	0	0	0	25.9	14	8	2	1	3	0	18	4	2	1.09	13.9	0.9	0.0	2.8	3.4	1.84	
2020-21	25	-17	Melbourne	ABL	Tm		2	0	1.000	3.73	4.18	1	0	0	0	0	0	0	17.1	10	3	0	0	0	0	0	1	0	1.21	17.1	0.0	0.0	0.0	0.00		
Year	Age	AgeDt	Tm	Lg	Lev	Aff	W	L	W-L%	ERA	RA9	G	GS	CF	CG	SHO	SV	IP	H	ER	HR	BB	SO	HBP	BK	WP	BF	WHIP	HS	HRA	BB%	SO%	SO/W			
Minors (4 seasons)	18-20				Minors		10	10	.500	3.09	3.72	34	5	3	0	0	0	7	186.1	189	27	64	7	20	2	165	15	1	13	7.29	11.2	0.1	0.3	1.4	8.0	5.80
Paragon (3 seasons)	19-25				Paragon		9	15	.375	4.23	5.64	75	27	15	0	0	0	4	176.2	179	112	34	20	85	1	151	18	0	11	7.94	12.5	0.0	1.0	3.2	7.8	2.40
All Levels (4 Seasons)	18-25						14	25	.353	3.65	4.66	107	32	16	0	0	0	11	305.0	308	188	148	27	93	3	216	23	1	28	15.73	12.6	0.1	0.7	2.3	7.8	3.40



#23 STEVEN KENT | LHP

ORGANIZATION

FULL NAME: Steven Kent

OPENING DAY AGE: 33

BORN: 8 May 1989 in Canberra, ACT

BATS/THROWS: L/L

HEIGHT/WEIGHT: 6'0"/198 lbs (90 kg)

SEASON WITH ACES: 1st

ABOUT STEVEN

Career Highlights:

- Previous 10 ABL seasons with the Canberra Cavalry
- 26-22 in 122 games (43 starts), 20 saves, 3.83 ERA in Cavalry career
- 3-0 with a 3.41 ERA in 9 postseason games (3 starts) with Cavalry
- Had his best season in 2018, went 7-1 with a 2.90 ERA and 76 strikeouts in 11 appearances (10 starts)
- Signed twice by the Atlanta Braves as an international free agent, once in 2005 and again in 2016
- Spent a total of six years in the Minor Leagues, all with the Braves, reaching as high as AAA Gwinnett
- Amassed a 10-13 career record with a 4.12 ERA in 109 minor league games (30 starts)

2022/23 ACES

CAREER STATS

Year	Age	AgeDiff	Tm	Lg	Lev	APP	W	L	W-L%	ERA	R/AO	G	GS	CF	CG	SHO	SV	IP	H	R	ER	HR	BB	SO	HBP	BK	WP	BF	WHIP	H9	HR9	BB9	SO9	SO/50	SO/W
2012-13	22	-1.5	Melbourne	ABL	TM	2	0	0	0.00	0.00	15.61	4	2	0	0	0	0	6.1	11	17	3	3	0	0	0	1	41	2.016	12.6	2.9	7.7	5.0	0.77		
2013-14	23	-0.6	Melbourne	ABL	TM	0	0	0	0.00	0.00	13.93	1	0	0	0	0	0	1.1	2	2	2	1	1	0	0	0	0	2	2.250	15.5	5.8	5.8	0.0	0.00	
2014-15	24	0.3	Melbourne	ABL	TM	1	1	0	1.00	28.50	18.90	2	0	0	0	0	0	2.0	4	4	0	1	1	0	2	1	2	14	2.500	16.0	9.4	4.3	9.4	2.00	
2015-16	25	-1.7	Melbourne	ABL	TM	0	0	0	0.00	3.73	1.87	1	0	0	0	0	0	0	0	0	0	0	0	0	0	0	0	0	1.036	5.0	1.1	1.6	5.4	2.9	
2016	26	-3	Toronto	3 Lgs	A/R/AL	ATL	0	0	0.00	4.40	1.0	0	2	0	0	0	0	30.2	29	33	11	3	4	0	29	3	4	139	1.272	11.3	0.9	1.2	9.3	7.22	
2016	26	-4	Florida	FLOR	AA	ATL	0	0	0.00	5.05	1	0	0	0	0	0	0	3.0	7	0	0	0	0	0	0	0	0	1.000	5.0	0.0	7.0	8.0	6.00		
2016	26	-3.8	Braves	MAJOR	AA	ATL	0	0	0.00	2.98	2.92	16	0	2	0	0	0	28.0	22	30	7	2	3	0	18	3	2	99	1.087	8.8	1.2	1.2	7.0	6.00	
2016	26	-3.1	Braves	MAJOR	AA	ATL	0	0	0.00	2.98	2.94	6	0	0	0	0	0	1.9	11	5	0	0	1	0	7	0	2	70	2.110	12.5	0.0	3.6	11.1	7.00	
2016-17	26	-1.1	Melbourne	ABL	TM	2	3	0	0.00	3.56	1.97	1	7	1	0	0	1	35.0	24	17	17	1	8	0	51	3	3	7	1.006	7.5	0.3	2.3	8.0	1.4	
2017	27	0.1	Braves	MAJOR	A	ATL	1	2	0.33	2.87	2.24	29	3	3	0	0	0	78.1	79	26	25	4	6	0	55	4	1	6	1.048	11.3	0.9	2.7	12.3	30.82	
2017-18	28	-4.7	Melbourne	ABL	TM	2	2	0	0.00	5.97	3.58	8	8	0	0	0	0	28.2	16	21	18	0	8	0	27	3	4	128	1.535	11.3	1.3	3.5	8.3	1.33	
2018	29	-2	Braves	2 Lgs	A/AAA	ATL	1	7	0.12	3.06	2.80	29	4	7	0	0	0	65.1	56	26	24	0	16	0	59	8	2	270	1.223	8.8	0.0	2.2	8.0	2.80	
2018	29	-1.2	Gwinnett	AAA	AAA	ATL	2	2	0.50	2.58	1.44	4	2	0	0	0	0	15.2	14	10	0	0	0	0	5	0	0	66	1.094	11.0	0.0	2.5	6.2	1.67	
2018	29	-0.9	Braves	MAJOR	A/1	ATL	3	5	0.38	2.43	2.93	25	2	7	0	0	0	59.2	51	38	15	0	13	0	86	8	3	230	1.330	9.2	0.0	2.1	8.7	3.13	
2018-19	29	-2.9	Melbourne	ABL	TM	4	2	0.40	3.58	3.80	8	0	0	0	0	0	0	16.0	17	10	10	2	3	0	13	2	0	76	1.313	8.5	1.0	1.5	8.4	1.82	
2019	30	-1.1	Braves	MAJOR	A	ATL	1	1	0.50	4.58	1.91	7	0	0	0	0	1	1.0	10	0	0	0	0	0	0	0	0	0	0	0	0	0	0	0	0.00
2019-20	30	-2.6	Melbourne	ABL	TM	1	1	0.50	4.03	4.77	1.7	0	0	0	0	0	0	1	20.0	20	4	1	2	1	1	2	1	109	1.354	2.9	0.0	2.8	8.2	1.84	
2020-21	31	-7	Melbourne	ABL	TM	2	0	0	0.00	3.73	1.17	1	0	0	0	0	0	2	13	20	3	2	1	0	27	3	1	71	1.173	1.0	1.0	7.5	0	29.00	
Years (4 Seasons)	10	10	0.00	3.09	3.72	94	5	31	0	0	7	186	1	189	22	64	7	30	2	189	15	1	13	729	1.175	9.1	0.3	1.4	8.0	5.90					
Foreign (9 Seasons)	9	15	0.75	4.23	5.44	75	27	13	0	0	4	176	2	179	112	84	20	85	1	153	18	0	15	794	1.554	0.0	1.0	3.2	7.8	2.40					
All Levels (9 Seasons)	19	25	0.32	3.65	4.66	167	32	46	0	0	11	365	0	368	188	148	27	93	3	316	33	1	18	1573	1.563	9.1	0.7	2.3	7.8	3.40					

HISTORY & RECORDS



#4 RYAN LAVARNWAY | C

FULL NAME: Ryan Lavarnway

OPENING DAY AGE: 35

BORN: 7 August 1987 in Woodland Hills, California

BATS/THROWS: R/R

HEIGHT/WEIGHT: 6'3"/239 lbs (108 kg)

SEASON WITH ACES: 1st

ORGANIZATION

2022/23 ACES

HISTORY & RECORDS

ABOUT RYAN

Career Highlights:

- Cracked baseball's top 100 prospect list as an MLB rookie in 2012
- 6th round pick by the Boston Red Sox out of Yale in the 2008 MLB draft
- Made his major league debut with Boston on 18 August, 2011
- Has spent parts of 10 seasons in the majors, with a career slash line of ..217/.272/.345, 9 homers and 50 RBIs
- Spent four seasons with the Boston Red Sox, also played for seven other MLB teams
- Went 7-20 with two homers and three RBI for Team Israel at the Tokyo Olympic Games
- Hit 11 home runs and drove in 44 runs in AAA this season in the Detroit Tigers and Miami Marlins systems
- Set an Ivy League record while at Yale with a 25-game hit streak while winning the NCAA batting title with a .467 average with the Bulldogs
- Also led the NCAA with a .873 slugging percentage in 2007
- Holds Yale's home run record with 33 home runs

CAREER STATS

Year	Age	Tm	Lg	G	PA	AB	R	H	2B	3B	HR	RBI	SB	CS	BB	SO	BA	OBP	SLG	OPS	OPS+	TB	GDP	HBP	SH	SF	TBB
2011	23	BOS	AL	17	43	39	5	9	2	0	2	8	0	0	4	10	.231	.302	.436	.738	96	17	1	0	0	0	0
2012	24	BOS	AL	46	166	153	11	24	8	0	2	12	0	0	11	41	.157	.211	.248	.459	24	38	4	0	0	2	0
2013	25	BOS	AL	25	82	77	8	23	7	0	1	14	0	0	2	17	.299	.329	.429	.758	106	33	3	2	0	1	0
2014	26	BOS	AL	9	10	10	0	0	0	0	0	0	0	0	0	3	.000	.000	.000	.000	-100	0	1	0	0	0	0
2015	27	TOT	MLB	37	106	94	6	18	6	0	2	6	0	0	12	28	.191	.283	.319	.602	67	30	5	0	0	0	1
2015	27	BAL	AL	10	32	28	1	3	1	0	0	0	0	0	4	7	.107	.219	.143	.362	2	4	1	0	0	0	0
2015	27	ATL	NL	27	74	66	5	15	5	0	2	6	0	0	8	21	.227	.311	.394	.705	94	26	4	0	0	0	1
2017	29	OAK	AL	6	13	11	0	3	1	0	0	2	0	0	1	3	.273	.385	.364	.748	108	4	1	1	0	0	0
2018	30	PIT	NL	6	6	6	1	4	1	0	0	1	0	0	0	1	.667	.667	.833	1.500	311	5	0	0	0	0	0
2019	31	CIN	NL	5	19	18	4	5	2	0	2	7	0	0	1	5	.278	.316	.722	1.038	151	13	0	0	0	0	0
2020	32	MIA	NL	5	11	11	0	4	0	0	0	0	0	0	0	2	.364	.364	.364	.727	98	4	0	0	0	0	0
2021	33	CLE	AL	9	30	28	2	7	3	0	0	0	0	0	1	10	.250	.276	.357	.633	73	10	0	0	1	0	0
10 Yrs				165	486	447	37	97	30	0	9	50	0	0	32	120	.217	.272	.345	.617	67	154	15	3	1	3	1
162 Game Avg.				162	477	439	36	95	29	0	9	49	0	0	31	118	.217	.272	.345	.617	67	151	15	3	1	3	1



#22 KEVIN LENIK | RHP

FULL NAME: Kevin Jeffery Lenik

OPENING DAY AGE: 31

BORN: 1 August 1991 in Mission Hills, California

BATS/THROWS: R/R

HEIGHT/WEIGHT: 6'5"/225 lbs (102 kg)

SEASON WITH ACES: 1st

ORGANIZATION

2022/23 ACES

HISTORY & RECORDS

ABOUT KEVIN

Career Highlights:

- Lenik is entering his first season with the Aces
- Totaled 42 strikeouts and only 13 walks over 38.1 innings in 31 relief appearances in 2022 for the Sioux City Explorers of the independent American Association, his third season in the league
- Had a 3.96 ERA and five wins in 95 relief appearances in four minor league seasons with the Texas Rangers, Kansas City Royals and Boston Red Sox organizations
- Originally signed by the Rangers as an undrafted free agent in 2016
- He posted a 1.69 ERA in 19 games in 2017, with 12 of those appearances coming for AAA Omaha in the Royals organization
- Posted career-highs during the 2018 season with 34 games and 49.1 innings, all at AAA Omaha, then went 3-0 with a 3.93 ERA in 25 games between the Royals and Red Sox farm systems in 2019
- Lenik was a two-way player in college and hit .260 with a .797 OPS, 12 home runs, 22 doubles and 48 RBI in 92 games as a position player in two seasons, one each at Hawaii Pacific University and Cal State-Dominguez Hills

CAREER STATS

Year	Age	AgeDiff	Tm	Lg	Lev	APP	W	L	W-L%	ERA	RA9	G	CS	GF	CG	SHO	SV	IP	H	R	ER	HR	BB	SO	HBP	BK	WP	BF	WHIP	H9	HR9	BB9	SO9	SO/W
2012	23	1.7	Sioux City Explorers	A-1	AAA	1	0	1	0.00	0.00	0.00	0	0	0	0	0	0	3.1	0	0	0	0	0	0	0	0	0	0.00	0.00	0.00	0.00	0.00	0.00	
2016	25	3.1	Texas Rangers	A	AAA	1	0	0	0.00	0.00	0.00	0	0	0	0	0	0	1.0	0	0	0	0	0	0	0	0	0	0.00	0.00	0.00	0.00	0.00	0.00	
2017	26	4.2	Kansas City Royals	A	AAA	19	1	0	100.00	1.69	0.00	0	0	0	0	0	0	19.0	11	1	0	0	0	0	0	0	0	0.05	0.05	0.00	0.00	0.00	0.00	
2018	27	5.3	Kansas City Royals	A	AAA	25	0	0	0.00	3.93	0.00	0	0	0	0	0	0	49.1	49	20	4	0	0	0	0	0	0	1.00	1.00	0.00	0.00	0.00	0.00	
2019	28	6.4	Boston Red Sox	A	AAA	2	0	0	0.00	3.96	0.00	0	0	0	0	0	0	10.0	10	5	0	0	0	0	0	0	0	0.36	0.36	0.00	0.00	0.00	0.00	
2022	31	10.0	Sioux City Explorers	A-1	AAA	31	0	0	0.00	3.96	0.00	0	0	0	0	0	0	38.1	42	13	0	0	0	0	0	0	0	0.98	0.98	0.00	0.00	0.00	0.00	
Minor (4 seasons)					Minor	5	5	0	100.00	0.00	0.00	0	0	0	0	0	0	11.0	11	0	0	0	0	0	0	0	0.00	0.00	0.00	0.00	0.00	0.00	0.00	
College (1 season)					College	1	0	0	0.00	0.00	0.00	0	0	0	0	0	0	0.0	0	0	0	0	0	0	0	0	0.00	0.00	0.00	0.00	0.00	0.00	0.00	
All Levels (7 seasons)					All Levels	10	6	0	100.00	0.00	0.00	0	0	0	0	0	0	16.0	16	0	0	0	0	0	0	0	0.00	0.00	0.00	0.00	0.00	0.00	0.00	



#33 DARCY LONGSTAFF | RHP



FULL NAME: Darcy Longstaff

OPENING DAY AGE: 18

BORN: 22 January 2004 in Melbourne, Victoria

BATS/THROWS: R/R

HEIGHT/WEIGHT: 6'1"/203 lbs (92 kg)

SEASON WITH ACES: 1st

ABOUT DARCY

Career Highlights:

- Longstaff will join the Aces staff in his first year with the team for the 2022/23 season
- His brother, Reece, was with the Aces for the Melbourne Challenge games in January of 2021
- Signed with the Cincinnati Reds in October 2022 and will join the organization for 2023 Spring Training in Arizona
- Has played for multiple youth teams in Australia, including the Down Under Travelers and the Waverly Club

#5 DAN MCGRATH | LHP



FULL NAME: Daniel McGrath
OPENING DAY AGE: 28
BORN: 7 July 1994 in Melbourne, Victoria
BATS/THROWS: R/L
HEIGHT/WEIGHT: 6'3"/228 lbs (103 kg)
SEASON WITH ACES: 8th

ABOUT DAN

Career Highlights:

- McGrath is entering his eighth season playing for the Aces
- Spent seven seasons in the Boston Red Sox organization and totaled 35 wins with a 3.62 ERA and a .233 opponent batting average
- Ranks third all-time in Aces history with 45 games pitched
- Had a breakout season in 2019, as he was named a MiLB Organizational All-Star for the Red Sox after the conclusion of the season, the Double-A Eastern League's July 2019 pitcher of the month and a two-time Minor League pitcher of the week with the Double-A Portland Sea Dogs
- In the Melbourne native's most dominant campaign in Boston's system, he posted a 7-1 record and 1.98 earned run average in 29 appearances, including 16 starts. The success earned him a non-roster invitation to Red Sox spring training in 2020 and he pitched in two games before MLB spring training ended prematurely due to the Coronavirus pandemic
- McGrath pitched in the Red Sox system for the last seven years and reached Triple-A Pawtucket in 2019

CAREER STATS

Year	Age	Age/DI	Tm	Lg	Lev	Aff	W	L	W-L%	ERA	RAA	G	GS	CG	CS	SHO	SV	IP	H	R	ER	HR	BB	SO	HBP	EK	WP	BF	WHIP	H2O	HR9	BB9	SO9	SOJ/W			
2012-11	17	-0.3	Melbourne	FL	Rp		0	0	0.00	5.05	0.05	0	0	0	0	0	0	9.1	4	6	4	3	5	12	1	0	2	43	1.50	7.7	0.9	2.0	1.6	2.04			
2013-13	18	9.8	Melbourne	FL	Rp		0	3	0.00	6.79	0.29	1	0	0	0	0	0	10.2	14	13	8	2	11	1	13	0	1	57	2.04	11.5	1.7	9.3	1.3	1.30			
2014-13	17	8.2	Melbourne	FL	Rp		0	1	0.00	8.54	0.50	0	0	0	0	0	0	11	14	10	8	2	5	2	5	1	0	44	2.00	13.3	2.2	5.4	5.5	1.10			
2015	18		3 Teams	2 Lgs	A-Rp	ROC	3	4	0.43	3.54	1.05	2	11	0	0	0	0	6	53	30	31	4	19	0	65	1	0	1	206	1.57	6.3	1.7	3.0	1.0	3.47		
2016	19	3.2	Waco	FL	Rp	ROC	3	3	0.50	4.96	0.67	0	7	0	0	0	0	33.1	25	23	18	2	13	0	35	1	0	1	127	1.66	7.5	1.5	2.5	1.5	2.50		
2017	18	-0.5	West Sec	FL	Rp	ROC	0	1	0.00	1.55	1.35	4	4	0	0	0	0	0	30.0	5	3	3	0	0	30	0	0	0	39	0.70	3.5	1.9	3.7	1.5	0.50		
2018	19	-0.2	Greenville	Sou	Rp	ROC	6	6	0.50	4.07	1.75	0	18	0	0	0	0	0	97	0	31	6	9	52	0	81	2	0	4	457	1.75	7.1	1.0	4.8	3.5	1.56	
2019	20	3.2	Waco	FL	Rp	ROC	4	6	0.40	2.89	4.29	20	20	0	0	0	0	0	101.1	72	49	26	5	37	0	46	2	0	6	320	1.17	6.5	2.6	2.7	1.8	2.11	
2019	20	-0.5	West Sec	FL	Rp	ROC	4	6	0.40	3.54	4.19	17	17	0	0	0	0	0	86.1	73	45	16	0	37	0	71	2	0	6	378	1.70	7.7	1.6	3.9	3.6	1.32	
2019	20	-0.2	West Sec	FL	Rp	ROC	0	0	0.00	0.00	0.00	3	3	0	0	0	0	0	0	0	0	0	0	0	0	0	0	0	0	0	0	0	0	0	0	0	
2020	21	1.0	Waco	FL	Rp	ROC	8	6	0.57	4.11	4.74	29	29	0	0	0	0	0	103.0	81	24	4	12	42	0	62	3	0	3	422	1.34	6.0	1.0	2.8	1.4	1.44	
2020-21	21	-0.5	Melbourne	FL	Rp		0	2	0.00	6.17	7.71	4	4	0	0	0	0	0	12.1	1	10	0	2	11	0	10	1	0	2	55	1.80	8.5	1.5	3.5	3.7	0.81	
2021	22	0.0	Waco	FL	Rp	ROC	4	9	0.30	4.28	5.25	24	21	1	0	0	0	0	89.0	101	49	4	1	53	2	87	3	0	5	326	1.75	10.5	2.5	2.4	1.2	1.71	
2021-18	23	-4	Melbourne	FL	Rp		2	0	0.00	1.17	1.70	6	6	0	0	0	0	0	7.3	4	3	1	0	5	0	5	1	0	0	1	0	51	4.7	1.0	3.5	1.4	1.07
2022	23	1.4	Melbourne	FL	Rp	ROC	3	3	0.50	3.83	4.03	23	21	1	0	0	0	0	89.1	86	40	26	4	37	0	79	4	0	12	399	1.20	8.0	1.6	3.7	2.0	2.14	
2021-19	21	-0.5	Melbourne	FL	Rp		0	1	0.00	0.00	1.00	6	6	0	0	0	0	0	2	9.0	3	1	0	0	1	0	5	0	0	1	33	0.80	3.5	2.0	1.0	1.10	0.50
2019	24		3 Teams	2 Lgs	A-Rp	ROC	7	1	0.875	1.98	3.75	34	16	3	0	0	0	0	132.3	85	31	27	0	49	0	16	1	0	0	454	1.45	6.3	1.4	3.6	3.5	3.72	
2019	24	2.4	Melbourne	FL	Rp	ROC	0	0	0.00	0.00	0.00	2	1	0	0	0	0	0	10.1	1	0	0	1	4	0	3	0	0	43	1.04	11.0	1.9	2.9	2.6	0.75		
2019	24	-0.1	Portland	FL	Rp	ROC	7	1	0.875	1.98	3.75	35	15	3	0	0	0	0	112.3	73	25	31	1	45	0	115	1	0	0	441	1.25	5.6	1.4	3.6	3.1	2.51	
2021-21	21	-1.7	Melbourne	FL	Rp		0	2	0.00	6.43	7.71	6	6	0	0	0	0	0	14.0	12	12	0	0	7	0	13	4	0	0	54	1.57	7.7	2.0	4.5	5.4	1.56	
Year	Age	Age/DI	Tm	Lg	Lev	Aff	W	L	W-L%	ERA	RAA	G	GS	CG	CS	SHO	SV	IP	H	R	ER	HR	BB	SO	HBP	EK	WP	BF	WHIP	H2O	HR9	BB9	SO9	SOJ/W			
Minors (7 seasons)			Minors				35	35	0.50	3.82	4.25	188	117	26	3	0	0	641.0	548	305	258	46	238	5	588	18	0	38	2894	1.304	7.7	0.8	4.0	8.0	1.97		
Foreign (7 seasons)			Foreign				2	0	1.00	2.27	0.69	45	0	0	0	0	0	2	60.2	65	51	39	0	44	2	63	0	0	312	1.635	8.8	1.1	5.9	6.5	1.43		
All Levels (11 seasons)							37	44	0.457	3.78	4.30	211	115	34	3	0	0	870.2	613	354	294	54	382	7	631	26	0	42	3006	1.395	7.8	0.7	4.2	8.0	1.90		




ORGANIZATION

2022/23 ACES

HISTORY & RECORDS



#1 CODY MINCEY | RHP



FULL NAME: Cody Mincey
OPENING DAY AGE: 30
BORN: 23 April 1992 in Hartsville, South Carolina
BATS/THROWS: R/R
HEIGHT/WEIGHT: 5'11"/180 lbs (81 kg)
SEASON WITH ACES: 2nd

ABOUT CODY

Career Highlights:

- Allowed one run in 7.0 innings for the Aces in 2019, recording four saves and striking out seven while only allowing five baserunners
- Recorded one save during the championship run in 2019
- Signed by the Miami Marlins in July of 2021 after four seasons in independent leagues and various winter baseball leagues
- 2-1 with a 1.35 ERA for the High-A Beloit Snappers in his minor league debut season
- Went 18-5 with a 2.22 ERA in four seasons across three Independent Leagues (Frontier League 2017-18, Atlantic League 2019, American Association 2021)
- Spent most of 2022 in AA Pensacola (MIA) with two separate stints in AAA Jacksonville
- Went 6-10 with a 5.30 ERA in 23 appearances (21 starts) in the 2022 minor league season
- 8-11 with a 4.41 ERA in two minor league seasons across three levels of the Marlins system

CAREER STATS

Year	Age	AgeDt	Tm	Lg	Lev	All	W	L	W-L%	ERA	RA9	G	GS	GF	CG	SHO	SV	IP	H	R	ER	HR	BB	SO	BBP	BK	WP	BF	WHIP	H9	HR9	BB9	SO9	SO/W			
2014	22	06	South Carolina	FLOR	AAA		5	0	1.000	3.04	1.04	24	0	0	1	0	0	34.7	26	4	0	13	46	7	0	1	146	1.027	5.3	0.0	4.5	11.4	2.54				
2015	23	04	South Carolina	FLOR	AAA		2	3	.400	4.72	6.75	18	0	0	1	1	0	25.0	24	21	0	22	27	2	1	3	128	1.694	7.3	0.0	7.1	5.7	1.23				
2016	25	02	2 Teams	FLOR	AAA		3	2	.600	4.85	3.67	40	0	2	0	0	0	31.4	42.2	34	17	23	2	24	7	0	2	126	1.292	7.2	0.4	5.2	12.8	2.38			
2017	25	07	Windy City	FLOR	Ind		2	0	1.000	5.71	7.56	15	0	0	0	0	0	11.0	8	9	7	1	17	0	1	0	0	50	1.227	7.4	0.8	2.9	17.6	1.50			
2017	25	07	Windy City	FLOR	Ind		1	2	.333	3.92	2.25	28	0	2	0	0	0	0	30.2	22	8	6	1	14	1	3	6	2	136	1.272	7.2	0.3	4.1	12.0	2.94		
2018	26	07	River City	FLOR	Ind		5	2	.714	3.20	2.47	43	0	1	0	0	0	23	49.0	23	15	12	4	20	0	0	0	150	0.976	5.7	0.7	3.7	12.7	1.41			
2019	27	02	2 Teams	FLOR	Ind		0	0		2.42	3.48	11	0	0	0	0	0	4	10.1	9	4	0	1	0	0	0	0	3	40	0.968	7.5	0.0	0.0	7.8	9.90		
2019-20	27	05	Melbourne	FLOR	Ind		0	0		2.25	1.79	6	0	0	0	0	0	4	3.0	4	1	0	1	0	0	0	0	1	36	0.714	5.1	0.0	1.3	3.0	7.90		
2019	27	05	Long View	FLOR	Ind		7	1	.875	2.73	2.74	44	0	14	0	0	0	5	67.5	54	21	9	7	20	3	4	0	6	224	1.187	7.3	0.4	3.5	17.0	3.54		
2019-20	27	05	Atlanta	FLOR	Ind		0	0		2.40	0.20	3	0	0	0	0	0	0	3.1	3	2	0	2	0	0	0	0	2	14	1.000	23.0	0.0	0.0	3.4			
2019-21	28	05	Columbus	FLOR	Ind		0	1	.000	3.02	3.76	3	0	0	0	0	0	0	3.1	7	1	0	1	3	4	0	0	1	7	1.714	3.5	0.0	1.6	15.4	1.73		
2021	29	02	2 Teams	FLOR	Ind		2	0	1.000	4.32	6.20	10	0	0	0	0	0	0	10.1	9	7	5	0	3	0	0	0	4	46	1.452	7.5	0.0	3.2	7.0	1.33		
2021	29	07	Beloit	FLOR	Ind	AAA		3	1	.750	3.21	2.43	12	0	1	0	0	0	31.3	23	9	5	1	3	0	0	0	2	134	0.870	5.3	0.3	1.9	12.3	5.43		
2021	29	08	Windsor	FLOR	Ind		3	0	1.000	1.13	1.25	13	4	1	0	0	0	0	42.0	22	5	5	1	7	0	0	0	2	148	0.800	5.5	0.2	1.0	5.1	5.24		
2021-22	29	05	Atlanta	FLOR	Ind		4	0	1.000	4.22	3.22	7	0	0	0	0	0	0	7.2	4	2	2	0	4	5	0	0	0	3	32	1.174	5.0	0.0	4.7	5.9	1.43	
2021-22	29	07	Greenville	FLOR	Ind		0	0		11.33	3.50	3	0	0	0	0	0	0	3.5	4	4	3	0	2	0	0	0	1	4	2.292	7.5	0.0	0.0	17.1	1.50		
2022	30	02	2 Teams	FLOR	AAA	AAA		6	10	.375	5.24	5.62	23	21	1	0	0	0	112.2	126	71	27	21	30	0	0	0	12	1	7	5.6	1.469	10.0	1.7	3.1	5.8	2.21
2022	30	03	Tacoma	FLOR	Ind	AAA		1	3	.250	5.28	6.87	4	0	0	0	0	0	15.1	11	14	3	4	5	0	0	0	2	72	1.473	10.7	3.0	4.5	4.9	1.11		
2022	30	06	Pensacola	FLOR	Ind	AAA		5	7	.417	3.10	3.38	19	7	1	0	0	0	95.1	100	57	24	17	32	0	0	0	1	5	424	1.405	10.4	1.0	2.0	7.2	2.53	
Year	Age	AgeDt	Tm	Lg	Lev	All	W	L	W-L%	ERA	RA9	G	GS	GF	CG	SHO	SV	IP	H	R	ER	HR	BB	SO	BBP	BK	WP	BF	WHIP	H9	HR9	BB9	SO9	SO/W			
Minors (2 seasons)					Minors		8	11	.421	4.41	4.00	35	21	6	0	0	0	1	147.0	150	80	72	22	46	0	124	18	1	9	840	1.333	9.2	1.5	2.8	7.8	2.70	
Foreign (2 seasons)					Foreign		3	1	.750	2.81	4.20	24	0	10	0	0	0	0	23.0	14	12	10	0	10	0	2	0	0	8	98	1.261	7.4	0.0	3.9	8.2	2.10	
College (2 seasons)					College		7	3	.700	3.69	3.59	47	0	0	0	0	0	0	62.2	44	25	20	0	39	7	1	1	4	274	1.324	6.3	0.0	5.0	10.2	1.82		
Other (4 seasons)					Other		18	5	.783	2.22	2.72	145	4	80	1	0	0	0	39	188.1	140	60	49	14	77	0	251	11	0	12	803	1.084	6.4	0.6	3.5	11.4	3.26
All Levels (8 Seasons)							35	20	.636	3.26	3.20	261	25	96	1	0	0	0	431.0	353	177	156	26	173	10	467	26	2	33	1815	1.318	7.4	0.8	3.6	9.8	2.72	

ORGANIZATION

2022/23 ACES

HISTORY & RECORDS



#15 MATT O'NEILL | C



FULL NAME: Matthew Nathan O'Neill
OPENING DAY AGE: 25
BORN: 20 August 1997 in Morristown, New Jersey
BATS/THROWS: R/R
HEIGHT/WEIGHT: 6'0"/205 lbs (92 kg)
SEASON WITH ACES: 1st

ABOUT MATT

Career Highlights:


- Drafted by the New York Mets in the 20th round of the 2019 MLB Draft out of the University of Pennsylvania
- 27 extra-base hits and 52 RBI in 3 minor-league seasons in the Mets organization, reached AA Binghamton in 2022
- Senior season at UPenn in 2019: Unanimous 1st-Team All-Ivy League selection, led Ivy League with a .405 batting average, his .527 on-base percentage was fifth-best in the country, set Penn single-season record with 40 walks, 18 multi-hit games and 12 multi-RBI games, 22 extra-base hits
- 2016 Ivy League Rookie of the Year... hit .304 with an .888 OPS in four seasons at UPenn
- Caught all 21 innings and went 3-for-6 with 5 walks and 4 RBI in Penn's win over Dartmouth on April 6th, then went 7-for-11 in a double-header the next day

CAREER STATS

Year	Age	AgeDiff	Tm	Lg	Lev	Aff	G	PA	AB	R	H	2B	3B	HR	RBI	SB	CS	BB	SO	BA	OBP	SLG	OPS	TB	GDP	HBP	SH	SF	IBB				
2016	18	-2.6	Pennsylvania	Ivy	NCAA		31	126	106	18	32	6	1	4	21	0	2	15	28	.302	.392	.491	.883	52	4	2	1	2					
2017	19	-1.3	Pennsylvania	Ivy	NCAA		42	167	146	16	41	6	0	6	23	3	2	13	32	.281	.342	.445	.787	65	5	2	3	3					
2017	19	-1.7	Nyedit	NFCI	S-mr		23	77	67	7	9	2	0	1	4	0	0	9	30	.134	.234	.209	.443	14		0	0	1	0				
2018	20	-0.5	Pennsylvania	Ivy	NCAA		42	181	150	22	33	5	0	5	22	1	1	29	53	.220	.350	.353	.703	53	12	1	1	0					
2018	20	0.3	Nyedit	NFCI	S-mr		25	85	78	11	16	3	1	5	20	1	0	7	23	.205	.271	.462	.732	36		0	0	0	0				
2019	21	0.3	Pennsylvania	Ivy	NCAA		40	201	158	41	64	15	2	5	40	2	1	40	36	.405	.527	.620	1.148	90	4	2	0	1					
2019	21		2 Teams	2 Lgs	Rk	NYM	33	124	96	12	26	3	2	1	10	0	1	20	30	.271	.415	.375	.790	36	0	5	1	2	0				
2019	21	1.5	Mets	COLLE	Rk	NYM	25	95	70	9	20	3	1	1	8	0	1	18	23	.286	.447	.400	.847	28	0	4	1	2	0				
2019	21	0.5	Kingsport	APPY	Rk	NYM	8	29	26	3	6	0	1	0	2	0	0	2	7	.231	.310	.308	.618	8	0	1	0	0	0				
2021	23	1.6	St. Lucie	BASE	A	NYM	52	192	130	19	26	3	0	3	12	1	0	48	74	.187	.401	.273	.674	38	1	3	0	2	0				
2022	24		2 Teams	2 Lgs	A+-AA	NYM	77	274	225	34	42	8	4	3	30	0	1	45	85	.187	.329	.298	.626	67	5	3	0	1	1				
2022	24	0.2	Binghamton	EL	AA	NYM	8	20	19	5	6	2	0	1	5	0	0	1	7	.316	.350	.579	.929	11	0	0	0	0	1				
2022	24	1.5	Brooklyn	SALL	A+	NYM	59	254	206	29	36	6	4	2	25	0	1	44	81	.175	.327	.272	.599	56	5	3	0	1	0				
Year	Age	AgeDiff	Tm	Lg	Lev	Aff	G	PA	AB	R	H	2B	3B	HR	RBI	SB	CS	BB	SO	BA	OBP	SLG	OPS	TB	GDP	HBP	SH	SF	IBB				
Minors (3 seasons)							162	590	460	65	94	14	6	7	52	1	2	113	192	.204	.370	.307	.677	141	6	11	1	5	1				
College (4 seasons)							155	675	560	97	170	32	3	20	106	6	6	97	149	.304	.409	.479	.888	268	25	7	5	6					
Other (2 seasons)							48	162	145	18	25	5	1	6	24	1	0	16	53	.172	.253	.345	.598	90		0	0	1	0				
All Levels (6 Seasons)							365	1427	1165	180	289	51	10	33	182	8	8	226	394	.248	.375	.394	.769	459	.31	18	6	12	1				



#21 J.D. OSBORNE | C/1B



FULL NAME: John-Daniel Jurgen Worner Osborne

OPENING DAY AGE: 27

BORN: 13 July 1995 in Whitby, Ontario

BATS/THROWS: R/R

HEIGHT/WEIGHT: 6'11"/215 lbs (97 kg)

SEASON WITH ACES: 1st

ABOUT J.D.

Career Highlights:

- Selected by the Miami Marlins in the 22nd round of the 2017 MLB Draft out of the University of Tampa
- Has a .259 batting average, 22 home runs and 42 doubles in five career seasons in the Marlins organization
- Spent most of the 2022 season with AA Pensacola and also appeared in two games for AAA Jacksonville
- Hit three doubles and drove in two runs in five postseason games and helped Pensacola win the 2022 Southern League championship
- Senior season at UTampa: 14 games with three or more hits, 19 doubles, 20 HR, 86 RBI, .387 batting average, 4x conference POW, 2x National-hitter of the week
- UTampa all-time ranks: 6th in HR (33), 3rd in single-season RBI (86), 4th in SLG% (.709) in two seasons after transferring from Polk State College

CAREER STATS

Year	Age	AgeDif	Tm	Lg	Lev	Aff	G	PA	AB	R	H	2B	3B	HR	RBI	SB	CS	BB	SO	BA	OBP	SLG	OPS	TB	GDP	HBP	SH	SF	IBB			
2015	19	-0.6	Mohawk Valley	PGCU	Smr		20	84	71	9	19	5	1	2	15	4	2	8	15	.268	.357	.451	.808	32		3	0	2	0			
2016	20	-0.9	Tampa	SSC	NCAA		43	208	160	52	69	17	1	13	59	0	0	13	29	.263	.418	.668	1.087	127		6	5	0	0			
2017	21	0.0	Tampa	SSC	NCAA		53	254	222	66	86	19	0	20	86	3	1	17	30	.387	.429	.743	1.172	165		7	6	0	9			
2017	21	1.5	Marlins	GULF	Rk	MIA	26	100	84	12	19	4	0	0	10	0	0	12	13	.225	.330	.274	.604	23		2	2	0	2	0		
2018	22	2	7 Teams	2 Lgs	A--A	MIA	46	175	155	18	48	9	3	4	34	1	1	14	22	.310	.371	.484	.855	75		5	3	0	3	0		
2018	22	0.6	Greensboro	SALL	A	MIA	16	50	49	3	12	2	2	1	4	0	0	1	8	.245	.260	.429	.689	21		0	0	0	0	0		
2018	22	1.0	Batavia	NYSL	A	MIA	30	125	106	15	36	7	1	3	20	1	1	13	14	.340	.416	.509	.925	54		5	3	0	3	0		
2019	23	1.7	Clinton	MIDW	A	MIA	85	344	310	44	80	18	0	10	52	3	0	18	83	.258	.317	.410	.730	126		9	11	0	5	0		
2021	25	2	7 Teams	2 Lgs	AA-AAA	MIA	30	103	89	11	21	3	0	3	13	0	1	10	32	.236	.340	.371	.711	33		2	4	0	0	0		
2021	25	-1.5	Jacksonville	AAAF	AAA	MIA	13	39	37	2	8	2	0	0	2	0	0	1	10	.216	.256	.270	.527	10		1	1	0	0	0		
2021	25	0.5	Pensacola	ASOJ	AA	MIA	17	64	52	9	13	1	0	3	11	0	1	9	22	.250	.301	.442	.833	23		1	3	0	0	0		
2022	26	2	2 Teams	2 Lgs	AA-AAA	MIA	44	168	152	17	37	8	1	5	20	0	0	12	50	.243	.316	.408	.723	62		0	4	0	0	0		
2022	26	-0.3	Jacksonville	IL	AAA	MIA	2	5	4	0	1	0	0	0	0	0	0	1	1	.250	.400	.250	.650	1		0	0	0	0	0		
2022	26	1.9	Pensacola	SOUL	AA	MIA	42	163	148	17	36	8	1	5	20	0	0	11	49	.243	.313	.412	.725	61		0	4	0	0	0		
Year	Age	AgeDif	Tm	Lg	Lev	Aff	G	PA	AB	R	H	2B	3B	HR	RBI	SB	CS	BB	SO	BA	OBP	SLG	OPS	TB	GDP	HBP	SH	SF	IBB			
Minors (5 seasons)								231	890	790	102	205	42	4	22	119	4	2	66	200	.260	.332	.405	.738	321	18	24	0	10	0		
College (2 seasons)								96	462	412	118	155	36	1	33	145	3	1	30	59	.376	.424	.709	1.133	292	13	11	0	9			
Other (1 season)								20	84	71	9	19	5	1	2	15	4	2	8	15	.268	.357	.451	.808	32		3	0	2	0		
All Levels (7 Seasons)								347	1436	1273	229	379	83	6	57	279	11	5	104	274	.298	.363	.507	.870	645	31	38	0	21	0		

ORGANIZATION

2022/23 ACES

HISTORY & RECORDS

#41 HAYDEN PEOPLES | RHP/1B



FULL NAME: Hayden Peoples

OPENING DAY AGE: 18

BORN: 6 January 2004 in Melbourne, Victoria

BATS/THROWS: L/R

HEIGHT/WEIGHT: 6'5"/220 lbs (100 kg)

SEASON WITH ACES: 1st (Development Player)

ABOUT HAYDEN

Career Highlights:

- Pitched for the Aces in the January 2022 Melbourne Challenge exhibition series against Adelaide
- Was invited to the 2022 Australian National Junior Squad in preparation for the WBSC U18 World Cup
- His primary position is pitcher but also plays first base
- Plays his local club baseball for Geelong



#7 JACOB ROBSON | OF



FULL NAME: Jacob Robson
OPENING DAY AGE: 27
BORN: 20 November 1994 in London, Ontario
BATS/THROWS: L/R
HEIGHT/WEIGHT: 5'10"/182 lbs (82 kg)
SEASON WITH ACES: 1st

ABOUT JACOB

Career Highlights:

- Selected by the Detroit Tigers in the eighth round of the 2016 MLB Draft
- Made his debut with Detroit on 12 August 2021
- Played four games with Detroit in 2021, scoring one run in seven MLB at-bats
- Spent most of the last four seasons with AAA Toledo, hitting 21 of his 34 minor league home runs with the Mud Hens
- Career .283/.376/.411 hitter in six minor league seasons, amassing 34 homers and 210 RBIs in the Tigers system
- Spent half of the 2022 season in the American Association (Independent League) with the Kansas City Monarchs, slashing .288/.403/.631 with nine homers and 34 RBI in 29 games
- Played 12 games for the Sydney Blue Sox in 2020, going 7-38 from the plate with a home run and eight RBI
- Played all four years at collegiate powerhouse Mississippi State, finishing his career with a .295 average and 50 RBI
- Named Mississippi State's team captain in 2016, and ranked in perfect game's top-100 players in college baseball
- Committed just one error in his four NCAA seasons, playing primarily in centerfield
- Drafted in the 30th round by the San Diego Padres out of high school in 2012

CAREER STATS

Year	Age	AgeDiff	Tm	Lg	Lev	Aff	G	PA	AB	R	H	2B	3B	HR	RBI	SB	CS	BB	SO	BA	OBP	SLG	OPS	TB	GDP	HBP	SH	SF	IBB			
2016	21	-2	Texas	AA	DET	49	704	77	37	19	4	3	1	1	15	6	3	49	24	.264	.354	.347	.708	70	0	1	0	0				
2016	21	-1.1	San Diego	AAA	DET	21	91	76	14	25	3	1	1	5	1	2	13	21	.329	.440	.461	.880	35	0	0	0	0					
2016	21	-1.4	Texas	AA	DET	38	118	101	10	37	4	2	0	1	14	4	10	23	.267	.358	.347	.714	35	1	0	0	0					
2017	22	-2	Texas	AA	DET	118	529	459	67	137	21	5	3	45	31	18	54	15	50	.275	.370	.547	.917	177	0	1	0	3				
2017	22	-1.8	Kansas City	AAA	DET	38	253	224	27	64	31	4	2	3	16	9	22	30	.277	.381	.488	.858	70	0	2	4	1	0				
2017	22	-1.7	Waco	AAA	DET	28	257	228	35	75	10	1	1	23	5	9	31	59	.279	.423	.591	.813	90	1	1	5	2	3				
2018	23	-2	Texas	AA	DET	124	556	492	82	142	20	4	11	47	18	10	62	24	235	.276	.376	.547	.814	212	4	2	8	2	2			
2018	23	-1.5	Texas	AA	DET	57	245	206	30	67	13	4	1	15	7	6	23	63	.275	.374	.497	.869	94	3	0	1	1	0				
2018	23	-1.3	Blue Sox	AAA	DET	57	311	262	45	75	30	3	7	32	13	4	39	78	.286	.382	.491	.868	118	1	2	7	1	2				
2018	23	-1.6	Waco	AAA	DET	7	49	45	5	8	0	1	0	1	4	1	4	1	14	.249	.343	.323	.592	8	0	0	2	0	0			
2019	24	-1.4	Texas	AA	DET	110	473	406	61	102	21	3	9	52	10	53	13	24	77	.277	.373	.545	.915	165	3	1	4	1	0			
2019	24	-1.7	Blue Sox	AAA	DET	18	76	68	11	15	3	1	2	4	1	3	6	22	.221	.284	.282	.565	26	0	0	2	0	0				
2019-21	25	-1.6	Sydney	AAA	DET	12	64	58	4	7	1	0	1	5	0	1	4	5	.186	.233	.297	.526	11	1	0	1	1	0				
2021	26	-2	Texas	AA	DET	66	370	302	54	90	19	5	7	35	19	10	60	22	255	.267	.367	.495	.864	140	4	1	0	0				
2021	26	-1.5	Texas	AA	DET	38	218	178	37	62	10	3	5	29	15	9	42	18	51	.271	.371	.518	.888	93	1	1	0	0				
2021	26	-1.1	Blue Sox	AAA	DET	18	87	67	17	38	4	2	3	17	1	14	7	17	.271	.371	.518	.888	47	0	1	0	0					
2021	26	-1.1	Blue Sox	AAA	DET	4	7	7	1	0	0	0	0	0	0	0	0	0	0	.000	.000	.000	.000	0	0	0	0	0				
2022	27	-1.7	Texas	AA	DET	53	174	151	21	39	4	2	3	17	4	28	67	14	33	.263	.363	.481	.844	51	0	0	0	0				
2022	27	-1.4	Kansas City	AAA	DET	29	134	112	22	32	7	2	9	34	8	2	21	45	.288	.423	.532	.954	79	2	0	1	0					
Year	Age	AgeDiff	Tm	Lg	Lev	Aff	G	PA	AB	R	H	2B	3B	HR	RBI	SB	CS	BB	SO	BA	OBP	SLG	OPS	TB	GDP	HBP	SH	SF	IBB			
[2 seasons]							45	187	147	39	44	2	0	0	14	24	9	35	35	.299	.433	.513	.746	46	1	0	3	0				
[Major (1 season)]							8	7	7	1	0	0	0	0	0	0	0	0	0	0	.000	.000	.000	.000	0	0	0	0	0			
[Minor (6 seasons)]							552	2309	1978	313	559	108	22	34	210	113	58	288	624	285	378	411	258	.283	.378	.491	.875	615	9	13	23	8
[Foreign (3 seasons)]							37	148	131	19	28	4	2	3	13	3	5	14	36	234	203	244	836	45	1	1	1	1	0			
[College (4 seasons)]							169	590	492	99	140	13	4	2	49	46	10	86	101	291	399	342	745	167	10	4	13	5				
[Other (2 seasons)]							84	232	209	38	85	17	4	10	43	13	8	39	74	301	412	368	977	118	1	2	1	0				
[All Levels (10 Seasons)]							871	3484	2822	498	834	144	27	49	324	197	80	462	874	383	381	402	784	1189	20	21	40	19	6			

ORGANIZATION

2022/23 ACES

HISTORY & RECORDS

#34 EVAN RUTCKYJ | LHP



FULL NAME: Evan Rutckyj
OPENING DAY AGE: 30
BORN: 31 January 1992 in Windsor, Ontario
BATS/THROWS: R/L
HEIGHT/WEIGHT: 6'5"/225 lbs (102 kg)
SEASON WITH ACES: 1st

ORGANIZATION

ABOUT EVAN

Career Highlights:

- Pitched for the Adelaide Giants in the 2019/20 season with a 2-2 record in 14 relief appearances and a 3.63 ERA
- Taken by the New York Yankees in the 16th round of the 2010 MLB Draft
- Spent eight years in the Yankees minor league system, amassing a career record of 32-25 with a 4.13 ERA
- Pitched over 500 innings in his 12-year professional career in five different countries (Australia, USA, Canada, Japan, Mexico)

2022/23 ACES

CAREER STATS

Year	Age	AgeDiff	Tm	Lg	Lev	APP	W	L	WL%	ERA	RAR	G	GS	GF	CG	SHO	SV	IP	H	R	ER	HR	BB	SO	BFP	RAK	WP	DF	WHIP	H9	H9R	BB9	SO9	SO/W			
2010	18	-2.4	Scranton	AAA	R	10	0	0	0.0	0.0	1	0	0	0	0	0	0	20	0	0	0	0	0	0	0	0	0	0	0	0	0	0	0	0			
2011	19	-1.1	Scranton	AAA	R	5	0	1	.000	4.75	5.56	10	0	0	0	0	0	45	45	30	34	4	24	0	37	1	0	5	302	1,476	0.3	6.5	4.5	2.3	1.24		
2012	20	0.2	Scranton	AAA	R	10	0	0	0.0	0.0	0	0	0	0	0	0	0	0	101	101	51	4	49	0	86	7	0	5	756	1,490	4	6.1	4.1	3.6	1.36		
2013	20	1.3	Scranton	AAA	R	10	0	2	.000	4.50	4.58	9	0	0	0	0	0	26	26	22	12	1	14	0	25	2	0	0	310	1,500	0.5	6.0	3.8	2.8	1.54		
2014	20	-1.3	Scranton	AAA	R	10	0	0	0.0	0.0	0	0	0	0	0	0	0	0	77	77	39	3	37	0	65	5	0	5	546	1,407	0.5	6.5	4.1	2.3	1.01		
2015	21	0.2	Scranton	AAA	R	10	0	0	0.0	0.0	0	0	0	0	0	0	0	0	118	118	76	4	40	0	102	10	2	22	511	1,829	0.8	6.8	4.8	2.8	1.19		
2016	21	1.1	Scranton	AAA	R	10	0	0	0.0	0.0	0	0	0	0	0	0	0	0	49	49	24	2	20	0	38	5	2	10	213	1,611	0.5	6.5	4.7	1.5	1.17		
2017	22	1.2	Scranton	AAA	R	10	0	0	0.0	0.0	0	0	0	0	0	0	0	0	121	121	5	5	15	0	12	0	1	2	4	6	2,270	9.5	30.0	2.8	0.50		
2018	22	0.1	Scranton	AAA	R	10	0	0	0.0	0.0	0	0	0	0	0	0	0	0	127	127	17	16	24	0	48	5	1	5	369	1,440	7.5	6.5	3.9	1.21	2.39		
2019	23	1.0	Scranton	AAA	R	10	0	0	0.0	0.0	0	0	0	0	0	0	0	0	117	117	31	0	4	0	87	4	2	12	200	1,705	0.5	6.1	3.1	1.0	1.50		
2020	23	-1.1	Scranton	AAA	R	10	0	0	0.0	0.0	0	0	0	0	0	0	0	0	172	172	5	0	1	5	23	1	1	4	70	1,122	7.5	6.5	3.3	1.27	3.23		
2021	23	0.2	Scranton	AAA	R	10	0	0	0.0	0.0	0	0	0	0	0	0	0	0	44	44	15	1	1	0	39	3	1	5	140	1,318	0.5	6.1	3.1	1.1	1.23		
2022	24	0.1	Scranton	AAA	R	10	0	0	0.0	0.0	0	0	0	0	0	0	0	0	16	16	1	0	1	0	15	0	0	1	70	1,050	0.5	6.5	4.1	1.7	1.44		
2023	24	0.1	Scranton	AAA	R	10	0	0	0.0	0.0	0	0	0	0	0	0	0	0	24	24	3	0	0	0	0	0	0	0	18	1,000	0.5	6.0	3.0	1.0	0.23		
2010-24	7	3	Scranton	AAA	R	10	0	0	0.0	0.0	0	0	0	0	0	0	0	0	24	24	5	0	0	0	2	0	0	0	7	1,050	0.5	6.5	3.0	1.0			
2014-23	4	3	Scranton	AAA	R	10	0	0	0.0	0.0	0	0	0	0	0	0	0	0	54	54	4	1	0	0	0	0	0	0	25	1,157	0.5	6.5	3.5	1.0	0.23		
2017	21	0.2	Scranton	AAA	R	10	0	0	0.0	0.0	0	0	0	0	0	0	0	0	10	10	3	1	0	0	0	0	0	1	0	0	0	0	0	0	0	0	
2016	21	1.4	Scranton	AAA	R	10	0	0	0.0	0.0	0	0	0	0	0	0	0	0	23	23	17	13	0	1	21	1	0	4	103	1,820	0.8	6.0	3.8	1.0	1.52		
2016	21	0.1	Scranton	AAA	R	10	0	0	0.0	0.0	0	0	0	0	0	0	0	0	67	67	40	42	0	21	1	65	3	0	4	209	1,483	0.4	1.3	2.0	0.7	2.46	
2016-20	5	0.5	Scranton	AAA	R	10	0	0	0.0	0.0	0	0	0	0	0	0	0	0	17	17	5	7	0	0	0	0	0	1	78	1,417	0.5	6.7	1.7	0.8	0.78		
2018-20	2	0.2	Scranton	AAA	R	10	0	0	0.0	0.0	0	0	0	0	0	0	0	0	35	35	2	1	0	0	0	0	0	5	160	1,486	0.6	6.5	1.6	2.6	2.26		
2021	23	0.1	Scranton	AAA	R	10	0	0	0.0	0.0	0	0	0	0	0	0	0	0	33	33	3	3	0	0	0	0	0	1	121	1,957	0.5	6.0	3.0	1.0	2.52		
2021-23	2	0.4	Scranton	AAA	R	10	0	0	0.0	0.0	0	0	0	0	0	0	0	0	17	17	1	4	0	0	1	0	0	1	45	1,650	1.2	2.0	3.5	2.6	2.14		
Year	Age	AgeDiff	Tm	Lg	Lev	APP	W	L	WL%	ERA	RAR	G	GS	GF	CG	SHO	SV	IP	H	R	ER	HR	BB	SO	BFP	RAK	WP	DF	WHIP	H9	H9R	BB9	SO9	SO/W			
Minor (8 seasons)					Minor	32	25	56.1	4.13	4.64	140	50	39	0	0	0	0	2,873	3,863	213	178	24	200	3	379	27	6	55	1749	1,612	4.0	6.6	4.6	8.8	1.80		
Foreign (1 seasons)					Foreign	5	4	4.22	5.40	5.88	22	3	3	0	0	0	0	0	138	33	21	21	1	16	1	40	3	0	1	181	1,371	1.0	1.5	4.1	10.5	2.50	
Other (4 seasons)					Other	8	0	0.0	4.00	4.88	104	10	4	0	0	0	0	0	155	158	128	84	7	0	8	1	1	7	0	10	883	1,413	8.0	6.5	4.7	10.0	2.14
All Levels (11 Seasons)						44	38	53.7	4.19	4.97	266	63	77	0	0	0	0	12	577	2	563	319	269	37	297	4	592	37	6	73	2595	1,489	3.8	6.6	4.6	9.2	1.99

HISTORY & RECORDS



#35 DECLAN SPIERS | C



FULL NAME: Declan Spiers

OPENING DAY AGE: 17

BORN: 16 May 2005 in Melbourne, Victoria

BATS/THROWS: R/R

HEIGHT/WEIGHT: 5'11"/185 lbs (84 kg)

SEASON WITH ACES: 1st (Development Player)

ABOUT DECLAN

Career Highlights:

- Made the final roster for the Australia National Junior Squad for the WBSC U18 World Cup and had three hits and two walks during the tournament
- Selected to participate in the U16 National Showcase Series at Melbourne Ballpark in January 2021
- Helped Diamond Valley win the 2019 U16 State Winter Championship and was named All-Star player of the tournament
- Plays his local club ball for Essendon

ORGANIZATION

2022/23 ACES

HISTORY & RECORDS



#18 AIDAN WILLIS | OF



FULL NAME: Aidan Willis

OPENING DAY AGE: 22

BORN: 11 September 2000 in Melbourne, Victoria

BATS/THROWS: R/R

HEIGHT/WEIGHT: 6'1"/172 lbs (78 kg)

SEASON WITH ACES: 2nd

ORGANIZATION

2022/23 ACES

HISTORY & RECORDS

ABOUT AIDAN

Career Highlights:

- Willis was a development player for the Aces last season during the 2021/22 Melbourne Challenge exhibition series and returns for his first season on the main roster
- Member of Australia's 2022 U23 qualifier team that played in Canberra as a tune-up for the World Cup in Japan
- He came to the Aces after rising through Baseball Victoria's high performance program and also played for the Victoria state team and the Berwick baseball program



#11 AARON WHITEFIELD | OF

ORGANIZATION

2022/23 ACES

HISTORY & RECORDS

FULL NAME: Aaron James Whitefield

OPENING DAY AGE: 26

BORN: 2 September 1996 in Brisbane, Queensland

BATS/THROWS: R/R

HEIGHT/WEIGHT: 6'4"/210 lbs (95 kg)

SEASON WITH ACES: 1st

ABOUT AARON

Career Highlights:

- Whitefield joins the Aces for his sixth ABL season, after playing two seasons with his hometown Brisbane Bandits and the last three with the Adelaide Giants
- 2-time Helms Award winner (2017 with Brisbane & 2020 with Adelaide) and 2019/20 ABL Defensive Player of the Year
- Won his first career Helms award in 2017 when he hit .338 with an .869 OPS, 16 extra-base hits and led the league with 53 hits and 20 stolen bases in 39 games
- Won his second Helms awards in 2020 after a career-best season in which he slashed .376 AVG/.455 OBP/.528 SLG/.983 OPS with 13 extra-base hits, 24 RBI, and a league-high 23 stolen bases in 35 games
- Originally signed to a minor league contract by the Minnesota Twins on 4 May 2015
- Made his Major League debut on 25 July 2020 for the Twins when he entered as a pinch runner and played right field in the 9th inning against the White Sox in Chicago
- Played most of the 2022 season with AA Rocket City in the Los Angeles Angels organization, and returned to the Majors for five games with the Angels in May
- Has 180 stolen bases in seven minor-league seasons, including four seasons with 30 or more

CAREER STATS

Year	Age	AgeDiff	Tm	Lg	Lev	GM	PA	AB	R	H	2B	3B	HR	RBI	SB	CS	BB	SO	BA	OBP	SLG	OPS	TR	GDP	HBP	SH	SF	IDP
2015	18	1.2	Adelaide	ABL	R	20	15	1	3	0	0	0	1	1	0	2	4	.157	.250	.167	.417	3	0	0	0	0		
2015-16	18	-5.6	Brisbane	ABL	R	21	73	70	15	32	3	0	5	2	1	1	16	.314	.394	.637	.751	10	1	0	1	0		
2016	19	-0.7	White	GLT	R	27	141	130	27	3	0	2	17	11	5	19	47	.250	.375	.507	.737	20	1	4	1	0		
2016-17	19	4.6	Brisbane	ABL	R	39	180	167	34	55	14	0	4	15	20	4	10	47	.338	.470	.690	.859	27	1	1	0	0	
2017	20	-1.3	Geelong Falcons	NTDFA	R	17	460	411	66	120	15	6	11	37	23	5	31	110	.299	.315	.614	.739	171	6	7	1	5	
2017-18	20	4.7	Brisbane	ABL	R	30	120	105	25	21	5	0	2	13	10	7	12	29	.223	.364	.425	.748	45	1	0	0	0	
2018	21	1.7	3 Teams	3 Lgs	R	70	352	325	35	49	5	0	5	12	20	2	21	60	.214	.285	.325	.550	53	5	2	2	0	
2018	21	1.4	Adelaide	ABL	R	65	237	212	33	45	3	0	2	10	20	7	17	36	.221	.272	.372	.545	58	3	2	2	0	
2018	21	1.4	Adelaide	ABL	R	2	20	15	2	4	1	0	0	2	0	0	4	4	.250	.400	.313	.713	3	0	0	0	0	
2018-19	21	-7.2	Adelaide	ABL	R	70	307	275	37	40	17	0	4	18	4	3	15	41	.253	.333	.547	.727	67	1	0	0	0	
2019	22	2.7	2 Teams	2 Lgs	R	112	405	372	36	33	11	1	4	30	20	8	24	126	.177	.251	.287	.527	106	3	4	2	0	
2019	22	-1.2	Perth Scorchers	ABL	R	103	374	343	34	37	3	1	5	6	5	0	4	37	.177	.234	.277	.511	108	0	1	1	0	
2019	22	0.4	Adelaide	ABL	R	81	295	265	27	59	10	0	4	22	25	8	20	60	.220	.270	.328	.627	88	3	3	1	0	
2019-20	22	-3.3	Adelaide	ABL	R	101	425	381	47	5	2	2	24	23	3	17	33	.306	.457	.570	.873	56	3	1	0	0		
2020	23	-7.2	3 Teams	3 Lgs	R	1	0	0	0	0	0	0	0	0	0	0	0	.000	.000	.000	.000	0	0	0	0	0		
2021	24	0.1	Adelaide	ABL	R	111	450	397	62	122	14	4	5	25	26	14	44	124	.287	.327	.565	.650	140	5	3	1	1	
2021-22	24	-1.2	Queens	FRAN	R	40	140	124	4	10	3	0	2	4	2	3	5	9	.250	.325	.360	.676	17	0	0	0	0	
2022	25	0.2	Los Angeles	AAA	R	29	104	101	16	29	12	3	3	8	29	10	35	13	.253	.342	.482	.735	130	5	3	0	0	
2022	25	-2.6	AA	AL	R	11	0	0	0	0	0	0	0	0	0	0	0	0	.000	.000	.000	.000	0	0	0	0	0	
Year	Age	AgeDiff	Tm	Lg	Lev	GM	PA	AB	R	H	2B	3B	HR	RBI	SB	CS	BB	SO	BA	OBP	SLG	OPS	TR	GDP	HBP	SH	SF	IDP
Majors (2 seasons)			Majors			8	13	13	1	0	0	0	0	0	0	0	0	0	.000	.000	.000	.000	0	0	0	0	0	
Minor (7 seasons)			Minor			547	2135	1919	266	471	82	14	34	215	180	93	173	580	.245	.312	.556	.868	683	52	23	7	29	
Foreign (5 seasons)			Foreign			180	733	656	133	203	48	2	13	77	65	18	64	158	.310	.370	.448	.818	284	6	4	1	0	
All Levels (8 seasons)						735	2900	2587	420	674	130	16	47	290	246	73	239	723	.261	.325	.578	.703	977	58	27	8	32	



#30 JEREMY YOUNG | RHP



FULL NAME: Jeremy Young
OPENING DAY AGE: 27
BORN: 10 May 1995 in Melbourne, Victoria
BATS/THROWS: R/R
HEIGHT/WEIGHT: 5'8"/154 lbs (69 kg)
SEASON WITH ACES: 5th

ORGANIZATION

2022/23 ACES

HISTORY & RECORDS

ABOUT JEREMY

Career Highlights:

- Young is entering his fifth season playing for the Aces
- Went 8-3 with a 3.73 ERA in 16 appearances, including 10 starts, for RCH in the Dutch Major League Young in 2022
- Between 2014 and 2017, Young pitched in 35 games for the Aces, including one start. He totaled 52.0 innings for Melbourne with 45 strikeouts and one save
- In October 2018, Young represented Australia in the WBSC U23 World Cup in Colombia, where he pitched in four games (two starts) and struck out 12 over 14.2 innings, with a 2-0 record and 3.07 ERA
- Pitched in France in 2018 for Montpellier Barracudas in the French Division 1 Baseball Championship, the highest level of baseball in the country
- In the Victorian Baseball Summer League, Young plays for Sunshine Baseball Club, where he pitched 76.0 innings last season with a 9-2 record and three saves, along with a 1.78 earned run average and 66 strikeouts
- Jeremy's younger brother Jamie played for the Aces in the 2017/18 season and his older brother Jordan played for Auckland in 2019/20 and Canberra in 2020/21

CAREER STATS

Year	Age	AgeDif	Tm	Lg	Lev	Aff	W	L	W-L%	ERA	RA9	G	GS	GF	CG	SHO	SV	IP	H	R	ER	HR	BB	IBB	SO	HBP	BK	WP	BF	WHIP	H9	HR9	BB9	SO9	SO/W
2014-15	19	-6.3	Melbourne	AU/BL	Fgn		0	0		5.74	6.32	9	1	2	0	0	1	15.2	21	11	10	4	3	0	11	3	0	1	74	1.532	12.1	2.3	1.7	6.3	3.67
2015-16	20	-5.7	Melbourne	AU/BL	Fgn		0	0		6.04	6.04	15	0	6	0	0	0	22.1	28	15	15	7	8	0	15	4	0	3	107	1.612	11.3	2.8	3.2	6.0	1.88
2016-17	21	-5.1	Melbourne	AU/BL	Fgn		0	0		5.23	6.10	6	0	3	0	0	0	10.1	16	7	6	3	5	0	13	0	0	52	2.032	13.9	2.6	4.4	11.3	2.60	
2017-18	22	-4.4	Melbourne	AU/BL	Fgn		0	0		29.45	29.45	5	0	2	0	0	0	3.2	14	12	12	3	1	0	6	1	0	27	4.091	34.4	7.4	2.5	14.7	6.00	
2020	25		2 Teams	AU/BL	Fgn		0	0		1.64	2.45	6	0	3	0	0	1	11.0	12	3	2	1	3	0	8	1	0	46	1.364	9.8	0.8	2.5	6.5	2.67	
2020-21	25	-1.7	Canberra	AU/BL	Fgn		0	0		0.00	1.50	4	0	2	0	0	0	6.0	6	1	0	0	3	0	6	0	0	26	1.500	9.0	0.0	4.5	9.0	2.00	
2020-21	25	-1.7	Melbourne	AU/BL	Fgn		0	0		3.60	3.60	2	0	1	0	0	1	5.0	6	2	2	1	0	0	2	1	0	20	1.200	10.8	1.8	0.0	3.6		
2022	27	2.2	RCH	DUTN	Fgn		8	3	.727	3.73	4.03	16	10	4	0	0	0	89.1	110	40	37	1	11	2	57	4	0	1	387	1.354	11.1	0.1	1.1	5.7	5.18
All Levels (6 Seasons)							8	3	.727	4.84	5.20	57	11	16	4	0	2	152.1	201	88	82	19	31	2	110	13	0	5	693	1.523	11.9	1.1	1.8	6.5	3.55



ACES HISTORY & RECORDS

TEAM RECORDS & LEAGUE LEADERS



ORGANIZATION

2022/23 ACES

HISTORY & RECORDS

YEAR-BY-YEAR RECORDS

SEASON	RECORD	WIN %	PLACE	+/-	HOME	ROAD	RS	RA	MANAGER	POSTSEASON
2010/11	18-21	.462	4th	-6.0	11-9	7-12	249	237	Phil Dale	Semifinal Series (2-0 L)
2011/12	21-24	.467	2nd	-13.0	12-11	9-13	259	260	Phil Dale	Championship Series (2-1 L)
2012/13	15-31	.326	6th	-12.0	11-12	4-19	166	260	Phil Dale	N/A
2013/14	22-24	.478	T-4th	-10.0	14-9	8-15	180	216	Phil Dale	N/A
2014/15	15-31	.326	6th	-16.0	10-14	5-17	183	255	Tommy Thompson	N/A
2015/16	20-35	.364	6th	-16.5	10-18	10-17	239	280	Joe Vavra	N/A
2016/17	26-14	.650	1st	+3.0	13-7	13-7	177	143	Jon Deeble	Championship Series (2-1 L)
2017/18	17-23	.425	4th	-11.5	9-11	8-12	202	285	Jon Deeble	Semifinal Knockout Game (L)
2018/19	23-17	.575	2nd	-1.0	14-6	9-11	168	150	Jon Deeble	Wild Card Game (L)
2019/20	23-17	.575	T-2nd	-3.0	13-7	10-10	224	170	Jon Deeble	Championship Series (2-0 W)
2020/21	19-9	.679	1st	+3.5	9-3	10-6	156	111	Allan de San Miguel	Championship Game (1-0 W)
ALL-TIME	219-246	.471			126-107	93-139	2203	2367		7 Playoff App., 2 Championships

ALL-TIME RECORDS VS. ABL OPPONENTS

CLUB	REG. SEASON OVERALL	R.S. HOME	R.S. ROAD	POSTSEASON
Adelaide	41-50 (.451)	27-20 (.574)	14-30 (.318)	2-2 (.500)
Auckland	5-3 (.625)	4-0 (1.00)	1-3 (.250)	2-0 (1.000)
Brisbane	45-44 (.506)	25-19 (.568)	20-25 (.444)	0-3 (.000)
Canberra	41-41 (.500)	22-18 (.550)	19-23 (.453)	0-1 (.000)
Geelong-Korea	11-5 (.688)	5-3 (.625)	6-2 (.750)	-
Perth	36-59 (.379)	18-30 (.375)	18-29 (.383)	2-5 (.256)
Sydney	33-42 (.444)	20-17 (.541)	13-25 (.342)	3-2 (.600)

ALL-TIME MONTH-BY-MONTH REGULAR SEASON RECORDS

YEAR	OCTOBER	NOVEMBER	DECEMBER	JANUARY	OVERALL
2010/11	-	4-6	10-5	4-10	18-21
2011/12	-	6-10	5-8	10-6	21-24
2012/13	-	5-6	4-15	6-10	15-31
2013/14	0-1	5-7	10-7	7-9	22-24
2014/15	-	5-11	6-10	4-10	15-31
2015/16	2-5	7-10	6-11	5-9	20-35
2016/17	-	4-4	13-2	9-8	26-14
2017/18	-	4-4	7-8	6-11	17-23
2018/19	-	7-3	9-9	7-5	23-17
2019/20	-	5-2	8-9	10-6	23-17
2020/21	-	-	3-2	Jan: 14-5, Feb: 2-2	19-9
ALL-TIME	2-6 (.250)	57-65 (.467)	89-95 (.484)	92-95 (.492)	219-246 (.471)



YEAR-BY-YEAR TEAM LEADERS

ORGANIZATION

2022/23 ACES

HISTORY & RECORDS

YEAR-BY-YEAR TEAM HITTING LEADERS

SEASON	AVG. (Min. 105 PA)	AT-BATS	RUNS	HITS
2010/11	Andrew Russell (.357)	Josh Davies (153)	Josh Davies (47)	Josh Davies (47)
2011/12	Justin Huber (.348)	Dominic Ramos (172)	Justin Huber (39)	Justin Huber (54)
2012/13	Carlo Testa (.294)	Elliot Biddle (178)	Carlo Testa (30)	Elliot Biddle (52)
2013/14	Ryan Casteel (.343)	Justin Trapp (182)	Brad Harman (27)	Ryan Casteel (57)
2014/15	Josh Davies (.293)	Adam Engel (192)	Adam Engel (31)	Adam Engel (48)
2015/16	Tanner Vavra (.309)	Logan Moon (203)	Tanner Vavra (31)	Logan Moon (61)
2016/17	Roman Collins (.336)	Roman Collins (146)	Roman Collins (25)	Roman Collins (49)
2017/18	Darryl George (.327)	Darryl George (182)	Darryl George (34)	Darryl George (55)
2018/19	D.J. Burt (.338)	Darryl George (149)	Darryl George (29)	Darryl George (49)
2019/20	Colin Willis (.427)	Delmon Young (148)	Colin Willis (32)	Delmon Young (51)

SEASON	DOUBLES	TRIPLES	HOME RUNS	RUNS BATTED IN
2010/11	3 Tied (9)	Yoshiyuki Kamei (1)	Justin Huber (9)	Justin Huber (29)
2011/12	Elliot Biddle/Dominic Ramos (14)	Brad Harman/Darryl George (1)	Brad Harman (15)	Elliot Biddle (42)
2012/13	Elliot Biddle (11)	Scott Wearne/Darryl George (1)	3 Tied (6)	Elliot Biddle (46)
2013/14	Ryan Casteel/Brad Harman (10)	3 Tied (1)	Ryan Casteel (11)	Ryan Casteel (36)
2014/15	Dylan Cozens (12)	Adam Engel (2)	Kellin Deglan (16)	Kellin Deglan (36)
2015/16	Darryl George (18)	Logan Moon (4)	Trey Vavra (7)	Darryl George (33)
2016/17	Mike Walker/Cody Jones (12)	5 Tied (1)	Mike Walker (7)	Mike Walker/Allan de San Miguel (26)
2017/18	Darryl George/Allan de San Miguel (8)	5 Tied (1)	Delmon Young (13)	Darryl George (30)
2018/19	D.J. Burt/Darryl George (7)	D.J. Burt (2)	Luke Hughes (10)	Luke Hughes (34)
2019/20	Colin Willis (10)	D.J. Burt/Yuma Mune (1)	Delmon Young (13)	Delmon Young (42)

SEASON	GAMES PLAYED	STOLEN BASES	WALKS	STRIKEOUTS
2010/11	Josh Davies (40)	Matthew Lawman (6)	Scott Wearne (19)	Josh Davies (41)
2011/12	Justin Huber (44)	Dominic Ramos (8)	Justin Huber (28)	Josh Davies/Elliot Biddle (41)
2012/13	Carlo Testa/Elliot Biddle (46)	Carlo Testa (10)	Carlo Testa (27)	Elliot Biddle (45)
2013/14	Jared Schlehuber/Justin Trapp (46)	Justin Trapp/Tyler Massey (9)	Brad Harman (21)	Justin Trapp (31)
2014/15	Adam Engel (46)	Adam Engel (18)	Brad Harman (23)	Dylan Cozens/Adam Engel (41)
2015/16	Logan Moon (54)	Logan Moon (12)	Brad Harman (30)	Mike Hill (42)
2016/17	Mike Walker/Roman Collins (40)	Ronald Acuña Jr. (13)	Mike Walker (28)	Mike Walker (37)
2017/18	Delmon Young/Darryl George (40)	Darryl George/Tyler Neslony (8)	Tyler Neslony (15)	Ryan Dale (43)
2018/19	Jake Romanski/Garrison Schwartz (40)	D.J. Burt (18)	Rudy Martin (22)	Rudy Martin (43)
2019/20	Delmon Young (40)	Kodai Sano (8)	Colin Willis (22)	Luke Hughes (35)

YEAR-BY-YEAR TEAM PITCHING LEADERS

SEASON	ERA (Min. 32 IP)	GAMES	INNINGS PITCHED	SAVES
2010/11	Tetsu Nishikawa (3.05)	Adam Bright (14)	Adam Blackley (42.1)	Adam Bright (2)
2011/12	Nic Ungs (4.18)	Andrew Mann (15)	Nic Ungs (51.2)	Andrew Russell/Cameron Forbes (3)
2012/13	Hiroataka Koishi (1.78)	Zach Arneson (18)	Kevin Reese (65.1)	John Hussey (3)
2013/14	Lewis Thorpe (2.45)	Brett Zawacki/Trevor Holder (19)	Joe Burns (73.0)	Brett Zawacki (7)
2014/15	Cody Buckel (2.93)	Matt Wilson (19)	Makoto Aiuchi (53.2)	Cody Buckel (2)
2015/16	Matthew Larkins (3.06)	William Wu (20)	Matthew Larkins (97.0)	Virgil Vasquez/Shane Lindsay (2)
2016/17	Mark Hamburger (1.90)	Josh Tols (16)	Mark Hamburger (75.2)	3 Tied (2)
2017/18	Josh Tols (4.78)	Christian Meister (14)	Mark Hamburger (67.1)	Shunta Nakatsuka/Sam Street (2)
2018/19	Dushan Ruzic (2.82)	Scott Kuzminsky (15)	Dushan Ruzic (51.0)	Scott Kuminsky/Tyler Fallwell (3)
2019/20	Wes Helsabeck (1.91)	Jon Kennedy (17)	Patrick Ledet (47.1)	Cody Mincey (4)

SEASON	WINS	LOSSES	STRIKEOUTS	WALKS
2010/11	Greg Wiltshire (4)	4 Tied (3)	Adam Blackley (38)	Adam Blackley (22)
2011/12	Cameron Forbes/Nic Ungs (3)	3 Tied (3)	Nic Ungs (33)	Shane Lindsay (19)
2012/13	Hiroataka Koishi/John Hussey (3)	Kevin Reese (6)	Kevin Reese (55)	Hiroataka Koishi (22)
2013/14	Joe Burns/John Hussey (5)	John Hussey (5)	Joe Burns (62)	John Hussey (17)
2014/15	4 Tied (2)	Tim Brown (7)	Makoto Aiuchi (45)	Nick Blount (29)
2015/16	Matthew Larkins (6)	Matthew Larkins/Mike McGillivray (6)	Matthew Larkins (68)	Matthew Larkins (28)
2016/17	Mark Hamburger (5)	Jon Kennedy (3)	Mark Hamburger (86)	Mark Hamburger (15)
2017/18	Josh Tols (5)	Mark Hamburger (7)	Josh Tols (75)	Josh Tols (23)
2018/19	Dushan Ruzic (5)	Jack Enciondo (5)	Dushan Ruzic/Luke Westphal (46)	Jack Enciondo (21)
2019/20	5 Tied (3)	Josh Tols (3)	Wes Helsabeck (45)	Patrick Ledet (18)



YEAR-BY-YEAR TEAM STATISTICS

ORGANIZATION

2022/23 ACES

HISTORY & RECORDS

YEAR-BY-YEAR TEAM HITTING LEADERS

SEASON	AVG. (Min. 105 PA)	AT-BATS	RUNS	HITS
2020/21	Delmon Young (.400)	Darrel George (124)	Darrel George (21)	Darrel George (41)
SEASON	DOUBLES	TRIPLES	HOME RUNS	RUNS BATTED IN
2020/21	Darrel George (9)	Darrel George (2)	Blake Gallen (9)	Darrel George (27)
SEASON	GAMES PLAYED	STOLEN BASES	WALKS	STRIKEOUTS
2020/21	3 Tied (28)	Gift Ngoepe (6)	Gift Ngoepe (19)	Gift Ngoepe (28)

YEAR-BY-YEAR TEAM PITCHING LEADERS

SEASON	ERA (Min. 32 IP)	GAMES	INNINGS PITCHED	SAVES
2020/21	Brian Flynn (1.62)	3 Tied (11)	Brian Flynn (39.0)	Drew Anderson (7)
SEASON	WINS	LOSSES	STRIKEOUTS	WALKS
2020/21	Gunnar Kines (4)	4 Tied (2)	Brian Flynn (39)	Gunnar Kines (19)

HITTING (TEAM)

SEASON	AVG	G	AB	PA	R	H	TB	2B	3B	HR	RBI	BB	SO	SB	CS	OBP	SLG	OPS	SAC	SF	HBP
2010/11	.285	40	1333	1527	249	380	620	76	1	54	236	144	257	23	8	.362	.465	.827	11	13	23
2011/12	.269	45	1552	1765	259	418	704	78	2	68	242	153	338	21	13	.346	.454	.800	10	13	37
2012/13	.241	46	1528	1681	166	368	518	68	2	26	152	123	343	24	16	.303	.339	.642	9	6	15
2013/14	.248	46	1507	1685	180	373	552	68	3	35	159	133	282	35	14	.313	.366	.679	17	12	15
2014/15	.237	46	1555	1714	182	369	581	67	2	47	172	131	358	50	22	.302	.374	.676	9	4	15
2015/16	.267	55	1851	2088	239	494	677	88	10	25	218	163	353	62	19	.336	.366	.702	17	17	38
2016/17	.253	40	1259	1428	177	318	473	70	5	25	154	142	294	39	18	.331	.376	.706	9	9	9
2017/18	.268	40	1334	1508	202	357	616	60	5	63	190	132	338	34	13	.343	.462	.804	5	11	26
2018/19	.239	40	1234	1432	168	295	447	44	3	34	151	146	305	55	20	.331	.362	.694	8	13	31
2019/20	.293	40	1357	1535	224	397	579	58	2	40	204	143	283	47	20	.365	.427	.791	7	11	17
2020/21	.284	28	932	1,055	156	265	425	49	3	35	146	96	220	16	8	.353	.456	.811	7	9	11
	.261	466	15,442	17,418	2,202	4,034	6,192	726	38	452	2,024	1,506	3,371	406	171	.332	.402	.732	109	118	237

PITCHING (TEAM)

SEASON	W-L	ERA	G	CG	SHO	GF	HLD	SV	SVO	IP	H	R	ER	HR	HB	BB	SO	WHP	AVG
2010/11	18-21	5.48	40	3	1	37	5	6	12	323.2	336	237	197	63	37	170	294	1.56	263
2011/12	21-24	5.10	45	0	0	45	8	10	16	392.0	392	260	222	60	22	176	292	1.45	261
2012/13	15-31	5.16	46	1	1	45	7	7	17	392.2	418	260	225	33	46	211	316	1.60	271
2013/14	22-24	4.01	46	0	0	46	13	11	18	401.1	408	216	179	25	14	131	337	1.34	260
2014/15	15-31	5.07	46	2	0	44	6	8	18	403.1	419	255	227	53	34	211	318	1.56	270
2015/16	20-35	4.33	55	4	1	51	2	6	10	471.2	449	280	227	46	45	236	342	1.45	249
2016/17	26-14	3.23	40	5	2	35	7	7	11	339.2	319	143	122	23	22	119	314	1.29	247
2017/18	17-23	6.72	40	2	1	38	11	9	13	334.2	407	285	250	69	28	157	384	1.69	297
2018/19	23-17	3.55	40	1	0	39	12	12	14	335.0	289	150	132	23	18	146	340	1.30	229
2019/20	23-17	3.73	40	0	2	40	11	9	13	340.1	315	170	141	30	15	138	311	1.33	242
2020/21	19-9	3.61	28	1	2	28	7	11	11	237.0	201	111	95	19	14	103	251	1.28	246
	219-246	4.57	466	19	10	448	89	96	153	3,971.1	3,953	2,367	2,017	425	295	1,798	3,499	1.44	251

FIELDING (TEAM)

SEASON	PCT	GS	PO	A	E	DP	PB	SB	CS
2010/11	.954	360	971	379	65	27	4	23	13
2011/12	.965	405	1176	548	63	50	8	41	14
2012/13	.965	414	1178	437	58	41	9	38	16
2013/14	.968	414	1204	476	55	41	6	37	12
2014/15	.964	414	1210	464	63	48	12	51	19
2015/16	.964	495	1415	566	75	52	12	45	26
2016/17	.970	360	1019	372	43	38	3	18	13
2017/18	.962	360	1004	350	54	32	3	28	17
2018/19	.969	360	1005	326	42	23	4	31	20
2019/20	.966	360	1021	353	48	31	2	32	9
2020/21	.976	252	711	215	23	26	1	10	6
	.968	4,194	11,914	4,486	589	409	64	354	165



OPENING DAY STARTING LINEUPS

2010/11	2011/12	2012/13	2013/14
November 11, 2010 @ Adelaide Adelaide Bite 9, Melbourne Aces 1 Norwood Oval	November 4, 2011 @ Sydney Sydney Blue Sox 3, Melbourne Aces 2 Blue Sox Stadium	November 9, 2012 vs. Adelaide Melbourne Aces 5, Adelaide Bite 1 Melbourne Ballpark	October 31, 2013 @ Canberra Canberra Cavalry 10, Melbourne Aces 3 The Fort at Narrabundah Ballpark
1 Scott Wearne 2B 2 Brett Tamburrino 1B 3 Andrew Russell RF 4 Justin Huber DH 5 Josh Davies LF 6 Matthew Lawman SS 7 Takahiro Ijyuin 3B 8 Itaru Hashimoto CF 9 Grant Karlsen C SP Adam Blackley	1 Elliott Biddle CF 2 Scott Wearne C 3 Paul Weichard LF 4 Justin Huber 1B 5 Justin Davies 3B 6 John Edwards DH 7 Tom Dicker 2B 8 Dominic Ramos SS 9 Josh Hendricks RF SP Kevin Reese	1 Aaron Sayers SS 2 Carlo Testa RF 3 Elliott Biddle CF 4 Justin Huber LF 5 Nicholas Spence 1B 6 Darryl George 3B 7 Jarryd Rogers DH 8 Liam Bedford C 9 Ryan Dale 2B SP Adam Bright	1 Justin Trapp CF 2 Tyler Massey RF 3 Jared Schlehber 1B 4 Ryan Casteel C 5 Justin Huber DH 6 Darryl George SS 7 Josh Davies 3B 8 Scott Wearne LF 9 Aaron Sayers 2B SP John Hussey
2014/15	2015/16	2016/17	2017/18
November 7, 2014 vs. Brisbane Brisbane Bandits 10, Melbourne Aces 3 Melbourne Ballpark	October 23, 2015 vs. Sydney Melbourne Aces 3, Sydney Blue Sox 0 Melbourne Ballpark	November 18 vs. Perth Melbourne Aces 8, Perth Heat 1 Melbourne Ballpark	November 17 vs. Perth Perth Heat 9, Melbourne Aces 1 Melbourne Ballpark
1 Adam Engel CF 2 Mitch Glasser 2B 3 Dylan Cozens RF 4 Brad Harman SS 5 Kellin Deglan 1B 6 Josh Davies 3B 7 Chace Numata C 8 Scott Wearne LF 9 Mitchell Ayres DH SP Tim Brown	1 Keith Curcio CF 2 Logan Moon RF 3 Trey Vavra 1B 4 Mike Hill C 5 Brad Harman SS 6 Josh Davies LF 7 Darryl George 2B 8 Ryan Dale 3B 9 Jared Cruz DH SP Matthew Larkins	1 Cody Jones CF 2 Brad Harman DH 3 Ronald Acuna Jr. RF 4 Roman Collins LF 5 Allan De San Miguel C 6 Mike Walker 1B 7 Ryan Dale 2B 8 Josh Davies 3B 9 Jared Cruz SS SP Mark Hamburger	1 Darryl George SS 2 Brett Cumberland RF 3 Delmon Young DH 4 Tomoya Mori C 5 Allan De San Miguel 1B 6 Liam Bedford 3B 7 Jarryd Dale 2B 8 Ryan Dale LF 9 Jared Cruz CF SP Mark Hamburger
2018/19	2019/20	2020/21	
November 16 vs. Canberra Melbourne Aces 2, Canberra Cavalry 1 Melbourne Ballpark	November 21 @ Canberra Canberra Cavalry 8, Melbourne Aces 4 MIT Narrabundah Ballpark	December 17 @ Sydney Sydney Blue Sox 12, Melbourne Aces 6 Blue Sox Stadium	
1 Rudy Martin CF 2 Darryl George SS 3 D.J. Burt 3B 4 Luke Hughes 1B 5 Jake Romanski DH 6 Garrison Schwartz RF 7 Jared Cruz LF 8 Allan De San Miguel C 9 Jarryd Dale 2B SP Luke Westphal	1 Yuma Mune 3B 2 Hayato Nishiura RF 3 Luke Hughes 1B 4 Delmon Young DH 5 Quincy Latimore LF 6 Kodai Sano CF 7 Mitch Ellis SS 8 Allan De San Miguel C 9 Jarryd Dale 2B SP Logan Sawyer	1 Blake Gailen CF 2 Darryl George SS 3 Domek Tomscha 3B 4 Delmon Young DH 5 Collin Willis RF 6 Jake Romanski 1B 7 Kyle Perkins C 8 Chris Burke LF 9 Jarryd Dale 2B SP Daniel McGrath	

HIGHS AND LOWS



ORGANIZATION

2022/23 ACES

HISTORY & RECORDS

MOST RUNS, GAME 22 (30 January 2021: 22-2 W @ Sydney)
MOST HITS, GAME 21 (29 November 2015: 14-0 W vs. Perth)
MOST ERRORS, GAME 5, 6x (Most recently 28 December 2017: 9-5 L @ Sydney)
MOST RUNS, INNING 8 (2nd inning, 29 December 2010: 20-3 W vs. Canberra)
MOST RUNS, GAME/OPPONENT 23 (11 January 2018: 23-6 L @ Brisbane)
MOST HITS, GAME/OPPONENT 23, 2x (Most recently 11 January 2018: 23-6 L @ Brisbane)
MOST ERRORS, GAME/OPPONENT 7 (6 January 2011: 11-8 W vs. Adelaide)
MOST RUNS, INNING/OPPONENT 11 (6th inning, 7 January 2017- 19-4 L vs. Brisbane)

MOST RUNS, HOME GAME 20 (20 December 2010: 20-3 W vs. Canberra)
MOST RUNS, ROAD GAME 22 (30 January 2021: 22-2 W @ Sydney)
MOST HITS, HOME GAME 21 (29 November 2015: 14-0 W vs. Perth)
MOST HITS, ROAD GAME 20 (27 November 2011: 14-8 W @ Canberra)
MOST ERRORS, HOME GAME 5, 3x (Most recently 1 January 2012: 12-5 W vs. Sydney)
MOST ERRORS, ROAD GAME 5, 3x (Most recently 28 December 2017: 9-5 L @ Sydney)

LARGEST MARGIN OF VICTORY 17 Runs (20 December 2010: 20-3 W vs. Canberra)
LARGEST MARGIN OF DEFEAT 17 Runs, 2x (Most recently 11 January 2018: 23-6 L @ Brisbane)
LARGEST MARGIN OF SHUTOUT VICTORY 14 Runs (29 November 2015: 14-0 W vs. Perth)
LARGEST MARGIN OF SHUTOUT DEFEAT 15 Runs (4 January 2014: 15-0 L vs. Perth)

MOST COMBINED RUNS 31 Runs (1 December 2013: 18-13 L vs. Canberra)
MOST COMBINED HITS 42 Hits (1 December 2013: 18-13 L vs. Canberra)

LONGEST GAME, INNINGS 15, 2x (Most recently 7 November 2015: 5-4 L @ Adelaide)
LONGEST GAME, TIME 5:17 (7 November 2015: 5-4 W @ Adelaide)
LONGEST 9-INNING GAME, TIME 3:55 (18 November 2017: 10-5 L vs. Perth)
SHORTEST 9-INNING GAME, TIME 1:51 (4 January 2018: 2-0 L vs. Canberra)

LARGEST REGULAR SEASON CROWD, HOME 2,000 (18 November 2016 vs. Perth)
LARGEST POSTSEASON CROWD, MELBOURNE SHOWGROUNDS 3,124 (28 January 2011 vs. Adelaide – Prelim. Final G2)
LARGEST POSTSEASON CROWD, MELBOURNE BALLPARK 2,367 (7 February 2020 vs. Adelaide – ABLCS G1)

15 LARGEST ACES HOME CROWDS

RANK	ATT.	GAME	STADIUM	OUTCOME
1	3,124	Friday, 28 January 2011 – 7:30 p.m. vs. Adelaide (Preliminary Final Game 2)	Melbourne Showgrounds	L, 4-3 (11)
2	2,367	Friday, 7 February 2020 – 7:00 p.m. vs. Adelaide (ABL Championship Game 1)	Melbourne Ballpark	W, 4-3
3	2,038	Saturday, 11 February 2017 – 6:30 p.m. vs. Brisbane (ABL Championship Game 2)	Melbourne Ballpark	L, 3-1
4	2,000	Friday, November 18, 2016 – 7:30 p.m. vs. Perth	Melbourne Ballpark	W, 8-1
5	1,890	Saturday, January 18, 2014 – 7:35 p.m. vs. Brisbane	Melbourne Ballpark	W, 5-3
6	1,748	Friday, 10 February 2017 – 7:30 p.m. vs. Brisbane (ABL Championship Game 1)	Melbourne Ballpark	L, 6-2
7	1,732	Saturday, 16 November 2013 – 5:05 p.m. vs. Adelaide	Melbourne Ballpark	W, 7-4
8	1,731	Friday, 10 December 2010 – 7:00 p.m. vs. Sydney	Melbourne Showgrounds	W, 6-4 (15)
9	1,723	Saturday, 15 January 2011 – 7:00 p.m. vs. Perth	Melbourne Showgrounds	L, 16-8
10	1,640	Friday, 15 November 2013 – 7:35 p.m. vs. Adelaide	Melbourne Ballpark	L, 4-2
11	1,592	Saturday, 12 December 2015 – 6:05 p.m. vs. Adelaide	Melbourne Ballpark	W, 7-1
12	1,514	Friday, 11 November 2011 – 7:00 p.m. vs. Perth	Melbourne Showgrounds	L, 6-3
13	1,422	Friday, 20 January 2012 – 7:00 p.m. vs. Canberra	Melbourne Showgrounds	L, 2-2
14	1,411	Saturday, 19 January 2013 – 5:05 p.m. vs. Adelaide	Melbourne Ballpark	L, 12-6
15	1,399	Thursday, 29 December 2011 – 7:00 p.m. vs. Sydney	Melbourne Showgrounds	L, 9-7

10 LONGEST ACES GAMES (TIME)

RANK	TIME	GAME	OUTCOME	INNINGS
1	5:17	Saturday, 7 November 2015 – 4:30 p.m. @ Adelaide	W, 5-4	15
2	4:40	Friday, 10 December 2010 – 7:00 p.m. vs. Sydney	W, 6-4	15
3	4:36	Saturday, 6 December 2014 – 5:05 p.m. vs. Perth	W, 7-6	12
4	3:58	Sunday, 12 February 2012 – 7:05 p.m. @ Perth (ABL Championship G3)	L, 7-6	13
5	3:55	Saturday, 18 November 2017 – 7:30 p.m. vs. Perth	L, 10-5	9
6	3:52	Sunday, 30 November 2014 – 2:00 p.m. @ Brisbane	W, 12-2	9
7	3:48	Sunday, 30 December 2018 – 1:00 p.m. @ Geelong-Korea	W, 11-8	10
8	3:45	Saturday, 11 February 2012 – 7:05 p.m. @ Perth (ABL Championship G2)	W, 3-2	13
9	3:44	Monday, 3- December 2013 – 2:05 p.m. @ Perth	L, 12-11	10
10	3:41	Saturday, 20 November 2010 – 7:00 p.m. @ Canberra	L, 9-8	11



STREAKS

ORGANIZATION

2022/23 ACES

HISTORY & RECORDS

LONGEST WINNING STREAK: 8 Games (23 November 2019 – 7 December 2019)

OPPONENT	OPPONENT	SCORE	WIN	LOSS	SAVE	R	H	E	LO
Saturday, 23 November 2019	@ Canberra	W, 10-2	Moylan (1-0)	Ruzic (0-1)	-	10	13	1	16
Sunday, 24 November 2019	@ Canberra	W, 10-5	Mitchinson (1-0)	Kent (0-1)	Kennedy (1)	10	13	2	8
Friday, 29 November 2019	vs. Auckland	W, 4-3	Street (1-0)	Bueno (0-1)	Moylan (1)	4	8	1	14
Saturday, 30 November 2019	vs. Auckland	W, 1-0 (7)	Tols (1-1)	Koenig (0-1)	Moylan (2)	1	4	0	6
Saturday, 30 November 2019	vs. Auckland	W, 9-6	Helsabeck (1-0)	Boyce (0-1)	-	9	13	0	5
Sunday, 1 December 2019	vs. Auckland	W, 5-4	Mitchinson (2-0)	Bueno (0-2)	-	5	8	1	8
Friday, 6 December 2019	vs. Perth	W, 3-1	Helsabeck (2-0)	Unsworth (1-1)	Moylan (3)	3	5	1	3
Saturday, 7 December 2019	vs. Perth	W, 4-3 (7)	Tomiyama (1-0)	Bivens (1-1)	-	4	9	1	7

LONGEST LOSING STREAK: 9 Games (19 January 2013 – 2 November 2013)

OPPONENT	OPPONENT	SCORE	WIN	LOSS	SAVE	R	H	E	LO
Saturday, 19 January 2013	vs. Adelaide	L, 12-6	Olson (5-2)	Bright (1-2)	-	6	6	2	6
Sunday, 20 January 2013	vs. Adelaide	L, 9-0	Ruzic (4-2)	Blackley (1-5)	-	0	5	2	6
Thursday, 24 January 2013	@ Perth	L, 4-3	Wise (2-1)	Arneson (1-2)	-	3	12	2	13
Friday, 25 January 2013	@ Perth	L, 11-3	Saupold (1-1)	Reese (2-6)	-	3	10	3	8
Saturday, 26 January 2013	@ Perth	L, 6-2	Schmidt (7-3)	Kennedy (0-2)	-	2	9	3	9
Sunday, 27 January 2013	@ Perth	L, 11-1	Frawley (3-1)	Cunningham (0-1)	-	1	4	4	3
Thursday, 31 October 2013	@ Canberra	L, 10-3	Grening (1-0)	Hussey (0-1)	-	3	6	4	4
Friday, 1 November 2013	@ Canberra	L, 4-3 (10)	Toler (1-0)	Erasmus (0-1)	-	3	9	0	8
Saturday, 2 November 2013	@ Canberra	L, 6-5 (8)	Massingham, (1-0)	Erasmus (0-2)	-	5	12	0	8

- LONGEST HOME WINNING STREAK 6 (3 January 2013 - 18 January 2013)
- 6 (16 December 2016 - 6 January 2017)
- 6 (20 January 2018 - 18 November 2018)
- 6 (29 November 2019 - 7 December 2019)
- LONGEST HOME LOSING STREAK 12 (January 7, 2011 - November 13, 2011)
- LONGEST ROAD WINNING STREAK 5 (December 2, 2016 - December 29, 2016)
- LONGEST ROAD LOSING STREAK 12 (December 30, 2012 - November 2, 2013)



ORGANIZATION

2022/23 ACES



HISTORY & RECORDS

LONGEST ACES HITTING STREAKS

#	Player	Length	AB	H	2B	3B	HR	RBI	R	BB	SO	AVG	OBP	Start	End
1	Biddle, Elliot	17	71	30	5	0	11	27	22	4	14	.423	.461	6 January 2012	11 November 2012
2	Schlehuber, Jared	14	50	18	4	0	2	9	9	5	10	.360	.411	2 November 2013	7 December 2013
	Latimore, Quincy	14	60	23	3	0	3	11	8	0	16	.383	.383	6 December 2019	28 December 2019
4	Russell, Andrew	13	51	27	6	0	6	19	19	8	11	.529	.593	5 December 2010	6 January 2011
	Huber, Justin	13	51	15	3	0	3	12	6	6	6	.294	.368	1 January 2011	22 January 2011
	Trapp, Justin	13	48	18	3	0	0	5	5	5	5	.375	.426	15 December 2013	5 January 2014
	Samson, Nate	13	51	16	2	0	1	9	11	1	1	.314	.352	2 January 2020	23 January 2020
8	Biddle, Elliot	12	49	16	4	0	2	12	8	2	11	.327	.346	2 December 2011	1 January 2012
	Acuña Jr., Ronald	12	41	19	5	0	2	11	9	8	4	.463	.540	2 December 2016	18 December 2016
	George, Darryl	12	54	23	3	0	3	8	9	3	8	.426	.456	17 December 2017	13 January 2018
12	Romanski, Jake	12	41	14	3	0	2	7	6	3	2	.341	.400	28 December 2018	18 January 2019
	Young, Delmon	11	41	15	4	0	5	17	11	4	8	.366	.435	21 November 2019	7 December 2019
13	Beresford, James	10	44	20	6	0	0	6	7	2	2	.455	.489	6 January 2011	21 January 2011
	Moon, Logan	10	41	18	3	0	2	11	9	3	3	.439	.467	29 November 2015	13 December 2015

ELLIOT BIDDLE 17-GAME HITTING STREAK (LONGEST IN ACES HISTORY SINCE 2010)

Game	Date	Opponent	AVG	G	AB	R	H	2B	3B	HR	RBI	BB	IBB	SO	SB	CS	PA	HBP	SAC	SF	GDP
1	6/01/2012	vs. Adelaide	.270	1	5	3	4	1	0	1	1	0	0	0	0	5	0	0	0	0	1
2	7/01/2012	vs. Adelaide	.277	1	4	1	2	0	0	1	2	0	0	1	0	0	4	0	0	0	0
3	7/01/2012	vs. Adelaide	.282	1	5	1	2	0	0	0	1	0	0	1	0	0	5	0	0	0	0
4	8/01/2012	vs. Adelaide	.291	1	3	3	2	1	0	0	1	1	0	0	0	4	0	0	0	1	
5	11/01/2012	@ Brisbane	.290	1	4	0	1	1	0	0	2	0	0	1	0	5	1	0	0	0	
6	12/01/2012	@ Brisbane	.299	1	3	3	2	0	0	1	1	2	0	0	1	0	5	0	0	0	0
7	13/01/2012	@ Brisbane	.297	1	4	1	1	0	0	1	2	0	0	1	0	0	4	0	0	0	0
8	14/01/2012	@ Brisbane	.296	1	4	1	1	0	0	1	2	0	0	1	0	0	4	0	0	0	0
9	15/01/2012	@ Brisbane	.301	1	4	1	2	0	0	1	2	0	0	1	0	0	4	0	0	0	0
10	18/01/2012	vs. Canberra	.300	1	4	2	1	0	0	1	2	0	0	1	0	0	4	0	0	0	0
11	19/01/2012	vs. Canberra	.303	1	5	1	2	1	0	1	2	0	0	2	0	0	5	0	0	0	0
12	20/01/2012	vs. Canberra	.302	1	4	0	1	0	0	0	0	0	0	1	0	0	4	0	0	0	0
13	21/01/2012	vs. Canberra	.309	1	6	1	3	0	0	1	1	0	0	1	0	0	6	0	0	0	0
14	22/01/2012	vs. Canberra	.310	1	3	1	1	1	0	0	2	1	0	1	0	0	4	0	0	0	0
15	9/11/2012	vs. Adelaide	.400	1	5	1	2	0	0	1	4	0	0	1	0	0	5	0	0	0	0
16	10/11/2012	vs. Adelaide	.333	1	4	0	1	0	0	0	0	0	0	1	0	1	4	0	0	0	1
17	11/11/2012	vs. Adelaide	.385	1	4	2	2	0	0	1	2	0	0	0	0	0	4	0	0	0	0

STREAKS

LONGEST ACES ON-BASE STREAKS

#	Player	Length	AB	H	2B	3B	HR	RBI	R	BB	SO	AVG	OBP	Start	End
1	Huber, Justin	29	111	39	5	0	7	22	20	17	14	.351	.434	21 December 2010	17 November 2011
2	Biddle, Elliot	27	110	42	9	0	12	33	29	6	21	.382	.419	6 January 2012	1 December 2012
3	Hughes, Luke	26	89	29	5	0	6	26	17	16	26	.326	.436	22 December 2018	1 December 2019
4	de San Miguel, Allan	21	66	19	5	0	2	13	7	12	15	.288	.427	21 January 2017	16 December 2017
5	Huber, Justin	20	68	27	2	0	4	14	22	13	12	.397	.506	16 December 2011	18 January 2012
	Massey, Tyler	20	82	21	1	0	1	4	15	7	14	.256	.322	21 December 2013	24 January 2014
	Collins, Roman	20	76	29	7	1	0	12	13	8	12	.382	.430	16 December 2016	22 January 2017
8	Vavra, Trey	19	76	26	5	0	3	16	10	9	6	.342	.419	23 October 2015	22 November 2015
9	Burt, D.J.	18	71	26	3	1	1	10	13	7	7	.366	.423	11 January 2019	17 January 2020
10	Schlehuber, Jared	17	62	20	4	0	4	14	11	6	14	.323	.377	2 November 2013	13 December 2013
	Mune, Yuma	17	73	27	3	1	1	8	14	3	4	.370	.418	1 December 2019	29 December 2019
	Latimore, Quincy	17	70	26	4	0	5	14	13	4	19	.371	.405	6 December 2019	2 January 2020
13	George, Darryl	15	65	26	3	0	3	11	12	5	9	.400	.437	17 December 2017	18 January 2018
14	Harman, Brad	14	53	20	4	0	6	13	13	10	5	.377	.476	18 January 2012	30 November 2012
	Jones, Cody	14	55	16	7	0	0	6	9	9	6	.291	.394	29 December 2016	20 January 2017
	Willis, Colin	14	49	22	6	0	3	18	19	12	4	.449	.548	4 January 2020	25 January 2020

JUSTIN HUBER 29-GAME ON-BASE STREAK (LONGEST IN ACES HISTORY SINCE 2010)

Game	Date	Opponent	AVG	G	AB	R	H	2B	3B	HR	RBI	BB	IBB	SO	SB	CS	PA	HBP	SAC	SF	GIDP
1	21/12/2010	vs. Brisbane	.313	.149	1	4	2	2	0	0	1	1	2	0	0	1	6	0	0	0	1
2	22/12/2010	vs. Brisbane	.294	.169	1	4	2	2	0	0	1	2	0	0	1	0	4	0	0	0	0
3	22/12/2010	vs. Brisbane	.300	.173	1	4	1	1	0	0	1	1	0	0	1	0	4	0	0	0	1
4	23/12/2010	vs. Brisbane	.333	.188	1	5	1	2	0	0	0	0	0	0	0	5	0	0	0	0	0
5	30/12/2010	@ Brisbane	.333	.200	1	5	0	2	0	0	0	2	0	0	3	0	6	0	0	1	0
6	31/12/2010	@ Brisbane	.321	.193	1	3	0	0	0	0	0	0	1	0	0	0	4	0	0	0	0
7	1/01/2011	@ Brisbane	.310	.194	1	5	0	1	1	0	0	0	0	0	1	0	5	0	0	0	1
8	2/01/2011	@ Brisbane	.300	.196	1	4	0	1	0	0	0	1	0	0	1	0	4	0	0	0	0
9	6/01/2011	vs. Adelaide	.273	.196	1	5	2	1	0	0	0	0	0	0	0	0	5	0	0	0	0
10	7/01/2011	vs. Adelaide	.297	.200	1	3	0	1	0	0	0	0	1	0	0	0	4	0	0	0	0
11	8/01/2011	vs. Adelaide	.275	.202	1	4	1	1	1	0	0	0	0	0	0	0	4	0	0	0	1
12	9/01/2011	vs. Adelaide	.295	.202	1	5	0	1	0	0	0	1	0	0	3	0	5	0	0	0	0
13	14/01/2011	vs. Perth	.319	.203	1	4	1	1	0	0	1	4	1	0	0	0	5	0	0	0	0
14	15/01/2011	vs. Perth	.320	.207	1	3	1	1	0	0	1	1	1	0	0	0	4	0	0	0	0
15	15/01/2011	vs. Perth	.327	.214	1	5	0	2	0	0	0	1	0	0	1	0	5	0	0	0	0
16	16/01/2011	vs. Perth	.321	.219	1	2	0	1	0	0	0	0	1	0	0	0	3	0	0	0	0
17	20/01/2011	@ Perth	.304	.227	1	4	1	2	1	0	1	3	1	0	1	0	5	0	0	0	0
18	21/01/2011	@ Perth	.310	.228	1	4	0	1	0	0	0	0	0	0	0	0	4	0	0	0	0
19	22/01/2011	@ Perth	.306	.230	1	3	0	1	0	0	0	1	1	0	0	0	4	0	0	0	0
20	22/01/2011	@ Perth	.303	.225	1	3	0	0	0	0	0	0	1	0	0	0	4	0	0	0	0
21	4/11/2011	@ Sydney	.333	.250	1	4	1	1	0	0	0	0	0	0	1	0	4	0	0	0	0
22	5/11/2011	@ Sydney	.333	.333	1	5	2	2	0	0	0	0	0	0	3	0	5	0	0	0	0
23	5/11/2011	@ Sydney	.329	.429	1	5	2	3	0	0	3	0	0	0	0	5	0	0	0	0	0
24	6/11/2011	@ Sydney	.342	.400	1	1	0	0	0	0	0	0	1	0	0	0	2	0	0	0	0
25	11/11/2011	vs. Perth	.345	.368	1	4	0	1	0	0	0	0	0	0	0	0	4	0	0	0	0
26	12/11/2011	vs. Perth	.345	.455	1	3	3	3	0	0	1	1	2	0	0	1	5	0	0	0	0
27	13/11/2011	vs. Perth	.333	.462	1	4	0	2	0	0	0	0	0	0	1	0	4	0	0	0	0
28	13/11/2011	vs. Perth	.351	.448	1	3	0	1	0	0	0	0	2	0	0	0	5	0	0	0	0
29	17/11/2011	vs. Brisbane	.347	.469	1	3	0	2	2	0	0	0	2	0	0	0	5	0	0	0	0

POSTSEASON HITTING



ORGANIZATION

2022/23 ACES



HISTORY & RECORDS

ALL-TIME ACES POSTSEASON HITTING STATS

PLAYER	A/G	G	AB	R	H	TB	2B	3B	HR	RBI	BB	IBB	SO	SB	CS	OBP	SLG	SAC	SF	HBP
Aron, Nathan	.000	1	1	0	0	0	0	0	0	0	0	0	1	0	0	.000	.000	0	0	0
Ayres, Mitch (L)	.200	8	15	1	3	3	0	0	0	1	0	0	4	0	0	.200	.400	0	0	0
Barrie, Jack	1.000	1	1	1	0	1	0	0	0	0	0	0	0	0	0	1.000		0	0	0
Bedford, Liam	.125	3	8	0	1	1	0	0	0	0	0	0	1	0	0	.125	.250	0	0	0
Beresford, James (L)	.167	4	18	1	3	4	1	0	0	0	0	0	1	0	0	.222	.389	0	0	0
Biddle, Elliot	.258	14	66	8	17	27	2	1	2	10	2	0	11	1	0	.409	.689	0	0	0
Burke, Chris	.143	2	7	1	1	1	0	0	0	0	1	0	1	0	0			0	1	0
Burt, D.J.	.227	5	22	5	5	7	2	0	0	1	2	0	4	3	0	.318	.610	0	0	0
Collins, Roman (L)	.143	2	7	0	1	1	0	0	0	0	1	0	2	0	0	.143	.393	0	0	0
Crouse, Michael	.000	1	5	1	0	0	0	0	0	0	0	0	3	0	0	.000	.000	0	0	0
Cruz, Jared	.095	8	21	2	2	2	0	0	0	1	2	0	6	1	0	.095	.269	0	0	0
Dale, Jarryd	.235	8	25	9	9	14	1	2	0	3	2	0	10	1	0			1	0	0
Dale, Ryan	.600	4	5	1	3	6	0	0	1	1	1	0	0	0	0			0	0	0
David, Kevin	.277	12	47	4	13	22	3	0	2	7	2	0	9	0	0	.468	.782	1	1	1
Davies, Josh (L)	.406	10	32	6	13	13	0	0	2	0	0	0	10	0	0	.406	.813	0	0	0
de San Miguel, Allan	.231	8	26	2	6	8	0	1	0	0	4	0	9	0	0	.308	.663	0	0	1
Edwards, John	.179	9	28	5	5	6	1	0	0	1	2	0	6	0	0	.214	.472	0	0	1
Ellis, Mitch (S)	.000	2	3	1	0	0	0	0	0	0	2	1	2	0	0	.000	.400	0	0	0
Gallen, Blake (L)	.111	2	9	2	1	4	0	0	1	3	1	0	2	0	0			0	0	0
George, Darryl	.321	15	53	9	17	30	4	0	3	9	1	0	7	1	0			0	0	0
Harman, Brad	.288	14	59	9	17	29	3	0	3	13	6	0	13	0	0	.492	.845	1	0	0
Hendricks, Josh	.250	9	28	3	7	7	0	0	0	0	0	0	5	0	0	.250	.500	1	0	0
Huber, Justin	.375	14	48	9	18	27	3	0	2	14	15	4	10	0	0	.563	1.093	0	1	2
Hughes, Luke	.176	5	17	0	3	4	1	0	0	1	1	0	6	0	2	.235	.446	1	1	0
Jones, Cody (S)	.500	2	8	1	4	7	0	0	1	2	0	0	2	1	0	.875	1.375	0	0	0
Karlsen, Grant	.800	2	5	0	4	5	1	0	0	1	0	0	0	0	0	1.000	1.800	0	0	0
Knuth, Ben	.000	2	4	0	0	0	0	0	0	0	0	0	0	0	0	.000	.000	0	0	0
Latimore, Quincy	1.000	1	1	0	1	1	0	0	0	0	0	0	0	0	0	1.000	2.000	0	0	0
Lawman, Matthew	.167	2	6	0	1	1	0	0	0	0	1	0	3	0	0	.167	.452	1	0	0
Maddox, Craig (L)	.250	1	4	0	1	1	0	0	0	0	0	0	1	0	0	.250	.500	0	0	0
Martin, Rudy (L)	.000	1	4	0	0	0	0	0	0	0	0	0	0	0	0	.000	.000	0	0	0
Mascoll, Glenn	.000	1	1	0	0	0	0	0	0	0	0	0	0	0	0	.000	.000	0	0	0
McDonald, Tristan	.000	2	3	0	0	0	0	0	0	0	0	0	1	0	0	.000	.000	0	0	0
Neslony, Tyler (L)	.600	1	5	2	3	6	0	0	1	1	0	0	0	1	0	1.200	1.800	0	0	0
Ngoepe, Gift	.333	2	6	2	2	7	0	1	1	1	1	0	3	1	0			0	0	0
Ramos, Dominic	.340	12	50	14	17	27	4	0	2	9	6	0	9	1	0	.540	.947	2	2	1
Robinson, Shane	.412	4	17	3	7	11	1	0	1	3	3	0	2	1	1	.647	1.147	0	0	0
Romanski, Jake	.250	3	12	2	3	6	0	0	1	2	1	0	0	0	0			0	0	0
Rossell, Nicholas	---	1	0	0	0	0	0	0	0	0	0	0	0	0	0	---	.000	0	0	0
Russell, Andrew	.222	3	9	1	2	5	0	0	1	2	0	0	1	0	0	.556	.778	0	0	0
Rutgers, Paul	.143	2	7	1	1	1	0	0	0	0	0	0	2	0	0	.143	.286	1	0	0
Samson, Nate	.538	4	13	2	7	10	0	0	1	3	4	0	0	1	0	.769	1.416	0	0	0
Schwartz, Garrison (L)	.333	1	3	0	1	1	0	0	0	0	0	0	1	0	0	.333	.667	0	0	0
Tomscha, Domak	.500	2	8	4	4	11	1	0	2	4	1	0	0	0	0			0	0	0
Walker, Mike	.200	3	10	1	2	3	1	0	0	0	1	0	4	0	0	.300	.573	0	0	0
Wearne, Scott	.145	14	55	5	8	8	0	0	0	2	5	0	9	0	1	.145	.371	1	1	1
Weichard, Paul (S)	.211	5	19	6	4	5	1	0	0	1	4	0	6	0	0	.263	.611	0	0	0
Willis, Colin (L)	.250	6	24	6	6	12	0	0	2	6	3	0	7	0	0			0	0	1
Young, Delmon	.414	7	29	6	12	21	0	0	3	11	2	1	3	0	0			0	0	0
Zablan, Kelii	.182	3	11	0	2	2	0	0	0	1	0	0	5	0	0	.182	.364	0	0	0

Red Indicates Active Aces Player



POSTSEASON PITCHING

ALL-TIME ACES POSTSEASON PITCHING STATS

PITCHER	W-L	ERA	G	GS	CG	SHO	GF	HD	SV	SVO	IP	H	R	ER	HR	HB	BB	IBB	SO	WP	BK	WHIP	AVG
Beardsley, Tyler	1-0	1.50	1	1	0	0	0	0	0	0	6.0	6	1	1	0	0	2	0	2	0	0	1.33	.250
Bedford, Kyle	0-0	3.00	1	0	0	0	1	0	0	0	3.0	2	1	1	0	1	5	0	2	0	0	2.33	.182
Biddle, Elliot (L)	0-0	18.00	1	0	0	0	1	0	0	0	1.0	2	2	2	2	0	0	0	1	0	0	2.00	.400
Blackley, Adam (L)	0-0	3.33	3	1	0	0	0	0	0	0	10.0	8	3	3	0	2	3	0	6	0	0	1.10	.216
Blackley, Travis (L)	1-2	5.84	4	4	0	0	0	0	0	0	24.2	29	16	16	4	2	3	0	31	1	0	1.30	.284
Buzachero, Bubbie	0-2	3.60	6	0	0	0	2	1	0	0	15.0	10	7	6	1	5	4	0	12	1	0	0.93	.196
Cooney, Harrison	0-0	0.00	1	0	0	0	1	0	0	0	1.0	0	0	0	0	0	1	0	0	0	0	1.00	.000
Cunningham, Blake	0-0	13.50	1	0	0	0	0	0	0	0	2.0	5	3	3	1	1	1	0	1	0	0	3.00	.455
Downs, Darin (L)	1-0	1.54	2	2	0	0	0	0	0	0	11.2	11	5	2	0	3	2	0	11	0	0	1.11	.250
Flynn, Brian (L)	1-0	6.00	1	1	0	0	0	0	0	0	6.0	8	4	4	3	0	1	0	5	0	0	1.50	.308
Forbes, Cameron	1-0	0.00	2	0	0	0	2	0	0	1	2.2	2	0	0	0	3	2	1	0	0	0	1.82	.333
Gibbens, Cameron	0-0	0.00	1	0	0	0	0	0	0	0	1.2	0	0	0	0	0	0	0	4	0	0	0.00	.000
Gibbons, Sam	0-0	0.00	2	0	0	0	1	0	0	0	2.0	0	0	0	0	0	1	0	0	0	0	0.50	.000
Hamburger, Mark	0-1	6.75	1	1	0	0	0	0	0	0	8.0	10	6	6	4	0	1	0	10	0	0	1.38	.303
Helsabeck, Wes (L)	1-0	3.18	2	2	0	0	0	0	0	0	11.1	9	4	4	2	0	5	0	9	0	0	1.24	.220
Jamnik, Jeff	1-2	33.33	4	3	1	0	1	0	0	0	20.0	24	16	15	3	3	5	0	15	1	0	1.45	.293
Kennedy, Jon (L)	1-1	5.19	6	1	0	0	2	1	0	0	9.1	9	5	5	1	0	2	0	7	1	0	1.18	.250
Knuth, Ben	0-0	9.00	1	1	0	0	0	0	0	0	2.0	4	2	2	0	0	1	0	3	0	0	2.50	.364
Liguori, Lars (L)	1-0	0.00	3	0	0	0	0	1	0	0	3.2	0	0	0	0	1	1	0	5	0	0	0.27	.000
Mann, Andrew	0-0	0.00	2	0	0	0	1	0	0	0	3.0	0	0	0	0	1	1	0	3	0	0	0.33	.000
Martin, Nicholas (L)	0-0	15.00	1	0	0	0	0	0	0	0	3.0	6	5	5	1	1	2	0	2	1	0	2.67	.462
McGrath, Daniel (L)	0-0	0.00	3	0	0	0	0	0	0	0	2.2	3	2	0	0	0	2	0	4	0	0	1.88	.273
Mincey, Cody	0-0	4.91	4	0	0	0	3	0	1	2	3.2	4	2	2	0	1	2	0	5	1	0	1.64	.267
Mitchinson, Scott	0-0	0.00	3	0	0	0	0	2	0	0	2.2	2	0	0	0	0	1	0	2	0	0	1.13	.200
Moylan, Peter	0-0	0.00	1	0	0	0	1	0	0	0	3.0	2	0	0	0	0	0	0	3	0	0	0.67	.200
Nishikawa, Tetsu	0-1	18.00	1	1	0	0	0	0	0	0	2.0	6	4	4	0	0	2	0	1	0	0	4.00	.545
Reese, Kevin	2-0	0.00	3	0	0	0	2	0	0	0	9.0	10	0	0	0	0	0	0	6	0	0	1.11	.294
Russell, Andrew	0-0	3.60	7	0	0	0	2	2	0	1	10.0	12	6	4	1	0	3	0	6	2	0	1.50	.308
Ruzic, Dushan	0-0	0.00	1	0	0	0	1	0	0	0	1.0	0	0	0	0	0	1	0	2	0	0	1.00	.000
Solbach, Markus	0-0	6.75	1	0	0	0	0	0	0	0	4.0	6	3	3	0	0	0	0	4	1	0	1.50	.375
Street, Sam	0-0	0.00	2	0	0	0	0	0	0	0	0.2	1	0	0	0	0	1	0	0	0	0	3.00	.333
Tols, Josh (L)	0-0	6.75	4	3	0	0	0	0	0	0	13.2	16	11	10	3	2	4	0	17	2	0	1.46	.311
Ungs, Nic	0-2	6.38	4	4	0	0	0	0	0	0	18.1	22	13	13	4	0	3	0	18	0	0	1.36	.301
Young, Jeremy	0-0	0.00	1	1	0	0	0	0	1	1	3.0	2	0	0	0	0	1	0	5	0	0	1.00	.250

Red Indicates Active Aces Player

ORGANIZATION

2022/23 ACES

HISTORY & RECORDS

ALL-TIME ROSTER



ORGANIZATION

2022/23 ACES

HISTORY & RECORDS

- A -

Abels, Luke.....	RHP2012/13 – 2013/14, 2015/16 – 2016/17, 2018/19
Acuña Jr., Ronald	OF2016/17
Aiuchi, Makoto.....	RHP2013/14 – 2014/15
Allen, Colin.....	RHP2013/14
Anderson, Drew.....	RHP2020/21
Arneson, Zach.....	RHP2012/13
Aron, Nathan.....	OF2010/11
Ayres, Mitch.....	C2011/12, 2013/14 – 2014/15

- B -

Barnett, Jordan.....	INF2017/18
Barrie, Jack.....	INF2015/16, 2019/20–2020/21
Beattie, Matt.....	RHP2016/17 – 2017/18
Beardsley, Tyler.....	RHP2020/21
Bedford, Kyle.....	RHP2011/12
Bedford, Liam.....	C2011/12 – 2012/13, 2015/16 – 2017/18
Beresford, James	INF2010/11, 2012/13, 2015/16 – 2016/17
Berka, Adrian.....	RHP2012/13, 14/15
Biddle, Elliot.....	OF2010/11 – 2012/13
Blackley, Adam.....	LHP2010/11 – 2012/13
Blackley, Travis	LHP2010/11 – 2012/13
Blackmore, Matthew.....	RHP2010/11
Blount, Nick.....	RHP2014/15
Boyd, Jackson.....	RHP2017/18
Bright, Adam.....	LHP2010/11, 2012/13 – 2013/14
Brooks, James.....	INF2012/13
Brown, Tim.....	RHP2014/15
Buckel, Cody.....	RHP2014/15
Burke, Chris.....	C2017/18 – 2020/21
Burns, Joe.....	LHP2013/14
Burt, D.J.....	INF2018/19 – 2019/20
Buzachero, Bubbie.....	RHP2011/12 – 2012/13

- C -

Caruso, Dante.....	INF2019/20
Casteel, Ryan.....	C2013/14
Chesterton, Andrew.....	LHP2014/15
Collins, Charlie.....	OF2020/21
Collins, Roman.....	OF2016/17
Cooney, Harrison.....	RHP2018/19
Cozens, Dylan	OF2014/15
Crouse, Michael.....	OF2017/18
Cruz, Jared.....	INF2013/14 – 2020/21
Cumberland, Brett.....	C2017/18
Cunningham, Blake.....	RHP2010/11 – 2013/14, 2017/18 – 2018/19
Curcio, Keith.....	OF2015/16

- D -

D'Arcy, James.....	RHP2014/15
Da Silva, Alex.....	RHP2011/12 – 2012/13
Dale, Jarryd.....	INF2016/17 – 2020/21
Dale, Ryan.....	INF2012/13 – 2020/21
Darby, Austin.....	OF2016/17 – 2017/18
David, Kevin.....	C2011/12
Davies, Josh.....	INF2010/11 – 2016/17
Davis, Hunter.....	RHP2010/11
de San Miguel, Allan.....	C2016/17 – 2019/20
Deglan, Kellin.....	C2014/15
deLeon, Christian.....	RHP2017/18
Dicker, Tom.....	INF2011/12, 2014/15
Dingle, Hayden.....	INF2011/12
Downs, Darin	LHP2019/20
Dunn, Oliver.....	INF2016/17

- E -

Edwards, John.....	OF2011/12
Ellis, Mitch.....	INF/RHP2019/20–2020/21
Enciondo, Jack.....	RHP2017/18 – 2020/21
Engel, Adam	OF2014/15
Erasmus, Justin.....	RHP2013/14
Evans, Liam.....	LHP2017/18 – 2018/19

- F -

Fallwell, Tyler.....	RHP2018/19
Fischer, David.....	RHP2016/17
Flores, Freddy.....	RHP2013/14, 2015/16
Flynn, Brian.....	LHP2020/21
Forbes, Cameron.....	RHP2010/11 – 2012/13
Formisano, Gareth.....	RHP2015/16
Fritsch, Josh.....	OF2017/18
Fujisawa, Komei.....	C2013/14 – 14/15
Fujiwara, Ryohei.....	RHP2015/16
Fukae, Masato.....	OF2015/16
Fukukura, Kentaro.....	RHP2014/15

- G -

Gailen, Blake.....	OF2020/21
Gehle, Pete.....	LHP2018/19
George, Darryl.....	INF2011/12 – 2020/21
Gibbens, Cameron.....	RHP2019/20–2020/21
Gibbons, Sam.....	RHP2011/12 – 2016/17, 2020/21
Glasser, Mitch.....	INF2014/15
Godbold, Hayden.....	RHP2014/15 – 2015/16
Guthrie, Jeremy	RHP2016/17

- H -

Hamburger, Mark	RHP2016–17 – 2017/18
Hams, Cody.....	LHP2010/11
Harman, Brad	INF2011/12 – 2016/17
Hashimoto, Itaru.....	OF2010/11
Hayman, Henry.....	INF2019/20
Heckathorn, Kyle.....	RHP2014/15
Helsabeck, Wes.....	LHP2019/20
Hendricks, Donavon.....	LHP2010/11
Hendricks, Josh.....	C/OF/INF2010/11 – 2012/13, 2014/15
Henry, Ben.....	RHP2014/15
Hertzler, Brad.....	LHP2010/11
Hill, Mike.....	INF2015/16
Hirsh, Jason	RHP2011/12
Hodge, Mitch.....	RHP2012/13
Hogben, Kable.....	RHP2012/13
Holder, Trevor.....	RHP2013/14
Honda, Keisuke.....	RHP2016/17
Hoshi, Takanori.....	C2015/16
Hoshino, Masumi.....	LHP2010/11
Huber, Justin	INF/OF/DH2010/11 – 2014/15
Hughes, Luke	INF2018/19 – 2019/20
Hussey, John.....	RHP2012/13 – 2013/14

- I -

Ijyuin, Takahiro.....	INF2010/11
Iwao, Toshihiro.....	LHP2013/14

- J -

Jamnik, Jeff.....	RHP2010/11 – 2011/12
Jones, Andrew.....	LHP2016/17, 2020/21
Jones, Cody.....	OF2016/17

- K -

Kamei, Yoshiyuki.....	OF2010/11
Kaneto, Norihito.....	LHP2010/11
Karlsen, Grant.....	C2010/11
Kennedy, Jon.....	LHP2012/13 – 2020/21
Kennedy, Mitch.....	RHP2015/16 – 2016/17
Kikuchi, Yusei	LHP2011/12
Kim, Byung-Hyun	RHP2018/19
Kimes, Corey.....	LHP2013/14
Kimura, Fumikazu.....	RHP2011/12
Kines, Gunnar.....	LHP2020/21
Kline, Eric.....	LHP2014/15
Knuth, Ben.....	OF2011/12
Koishi, Hiroataka.....	LHP2012/13
Kuzminsky, Scott.....	RHP2018/19



ALL-TIME ROSTER

ORGANIZATION

2022/23 ACES

HISTORY & RECORDS

- L -

Larkins, Matthew	RHP	2015/16, 2017/18
Latimore, Quincy	OF	2019/20
Lawman, Matthew	INF	2010/11
Ledet, Patrick	LHP	2019/20
Lee, Hei Chun	LHP	2017/18
Lee, Josh	LHP	2015/16
Leftwich, Luke	RHP	2020/21
Leslie, Ben	OF	2012/13 - 2014/15
Lethborg, Jamie	RHP	2011/12
Ley, Mitchell	RHP	2017/18
Liguori, Lars	LHP	2019/20
Lindsay, Shane	RHP	2010/11 - 2012/13, 2015/16 - 2016/17
Longstaff, Reece	OF	2020/21

- M -

Madden, Lachlan	RHP	2014/15
Maddox, Craig	C	2017/18
Mann, Andrew	RHP	2011/12 - 2013/14
Marks, Troy	RHP	2015/16
Marksberry, Matt	LHP	2017/18
Martin, Nicholas	LHP	2010/11
Martin, Rudy	OF	2018/19
Marzec, Eric	RHP	2013/14
Mascoli, Glenn	INF	2010/11
Massey, Tyler	OF	2013/14
McDonald, Brendan	RHP	2010/11
McDonald, Tristan	C	2010/11
McGillivray, Mike	RHP	2015/16
McGrath, Daniel	LHP	2010/11 - 2012/13, 2016/17 - 2018/19, 2020/21
McMahon, Oliver	OF	2017/18 - 2018/19
Meister, Christian	RHP	2017/18 - 2018/19
Miller, David	RHP	2010/11
Mincey, Cody	RHP	2019/20
Mitchinson, Scott	RHP	2019/20-2020/21
Miyata, Kazuki	LHP	2014/15
Moon, Logan	OF	2015/16
Moon, Sam	INF	2014/15
Mori, Tomoya	C	2017/18
Moylan, Peter	RHP	2015/16 - 2016/17, 2019/20
Mune, Yuma	INF	2019/20
Myles, Conor	LHP/DH	2019/20

- N -

Nakano, Takayuki	LHP	2011/12
Nakata, Shota	C	2012/13
Nakatsuka, Shunta	RHP	2017/18
Nakazaki, Yuta	LHP	2012/13
Neslon, Tyler	OF	2017/18
Nevarez, Wigberto	C	2016/17
Ngoepe, Gift	INF	2020/21
Nishikawa, Tetsu	RHP	2010/11
Nishiura, Hayato	OF	2019/20
Noda, Shogo	LHP	2016/17
Numata, Chace	C	2014/15

- O -

O'Sullivan, Liam	RHP	2019/20
Ono, Junpei	RHP	2010/11

- P -

Perkins, Kyle	C	2020/21
Phillips, Ryan	RHP	2017/18 - 2018/19

- Q -

- R -

Ramos, Dominic	INF	2011/12
Reese, Kevin	RHP	2011/12 - 2012/13
Roberts, Joshua	OF	2015/16
Robinson, Shane	OF	2019/20
Rogers, Jarryd	C/DH	2011/12 - 2013/14, 2014/15
Romanski, Jake	C	2018/19-2020/21
Rossell, Nicholas	OF	2015/16 - 2017/18
Rowe, Adam	LHP	2012/13

- S -

Saito, Hiromasa	LHP	2018/19
Sakata, Masato	RHP	2015/16
Samson, Nate	INF	2019/20
Sano, Kodai	OF/INF	2019/20
Sano, Yasuo	LHP	2015/16
Sato, Isamu	LHP	2014/15
Sawyer, Logan	RHP	2019/20
Sayers, Aaron	INF	2011/12 - 2014/15
Schlehuber, Jared	INF	2013/14
Schwartz, Garrison	OF	2018/19
Sheldon-Collins, Jacob	INF	2010/11
Shuman, Scott	RHP	2017/18 - 2019/20
Skinner, Zak	C	2019/20
Smith, Shawn	LHP	2013/14
Solbach, Markus	RHP	2011/12
Spear, Russ	RHP	2010/11
Spence, Keenan	INF	2019/20
Spencer, Nicholas	INF	2012/13
Stenhouse, Brandon	RHP	2015/16 - 2016/17
Street, Sam	RHP	2015/16 - 2017/18, 2019/20

- T -

Takagi, Hayato	RHP	2018/19
Takahashi, Kona	RHP	2017/18
Tamburrino, Brett	INF	2010/11
Tanaka, Yasuhiro	RHP	2013/14
Testa, Carlo	OF	2012/13
Thorpe, Lewis	LHP	2012/13 - 2013/14
Tierney, Andrew	INF	2010/11
Tols, Josh	LHP	2016/17 - 2020/21
Tomscha, Damek	INF	2020/21
Tomita, Kohsuke	RHP	2015/16
Tomiyama, Ryoga	LHP	2019/20
Tomlin, Marcus	INF	2017/18
Townsend, Blake	LHP	2017/18 - 2018/19
Trapp, Justin	INF	2013/14

- U -

Ungs, Nic	RHP	2011/12
-----------	-----	---------

- V -

Vasquez, Virgil	RHP	2015/16 - 2017/18
Vavra, Tanner	INF	2015/16
Vavra, Trey	INF	2015/16

- W -

Walker, Mike	INF	2016/17, 2018/19
Watanabe, Yuta	LHP	2016/17
Wearne, Scott	INF	2010/11 - 2014/15, 2019/20
Weichard, Paul	OF	2011/12
Westphal, Luke	LHP	2018/19
Whigham, David	RHP	2010/11
Wiggins, Cambell	RHP	2013/14
Willis, Colin	OF	2019/20-2020/21
Wilson, Matt	LHP	2014/15 - 2017/18
Wiltshire, Greg	RHP	2010/11
Wu, William	RHP	2015/16

- X -

- Y -

Yamaguchi, Takayuki	RHP	2015/16
Yevoli III, Al	LHP	2014/15
Young, Delmon	OF	2017/18, 2019/20-2020/21
Young, Jamie	RHP	2017/18
Young, Jeremy	RHP	2014/15 - 2017/18, 2020/21
Yun, Hyunki	INF	2012/13

- Z -

Zablan, Kelii	INF	2015/16 - 2016/17
---------------	-----	-------------------

BIG LEAGUE AGES



ORGANIZATION

2022/23 ACES

HISTORY & RECORDS

JAMES BERESFORD



4 Seasons with Melbourne
2010/11, 2012/13, 2015/16 – 16/17
54 Games: .307 Batting Average
17 Doubles, 17 RBI, 11 Walks

1 Season in MLB
2016: Minnesota
10 Games: .227 Batting Average
1 Double, 1 Walk

TRAVIS BLACKLEY



3 Seasons with Melbourne
2010/11 – 2012/13
13 G (2 GS): 1-1, 2 SV, 2.33 ERA
27.0 Innings, 39 Strikeouts

4 Seasons in MLB
2004, 2007, 2012 – 2013:
SEA, SF, OAK, HOU & TEX
82 G (26 GS), 9-9, 5.23 ERA
192.2 Innings, 132 Strikeouts

JUSTIN HUBER



5 Seasons with Melbourne
2010/11 – 2014/15
170 Games: .250 Batting Average
21 HR, 78 RBI

4 Seasons in MLB
2005 – 2009: KC, SD & MIN
72 Games: .224 Batting Average
7 Doubles, 2 HR, 15 RBI

SHANELINDSAY



5 Seasons with Melbourne
2010/11 – 12/13, 2015/16 – 16/17
31 G (12 GS): 0-6, 3 SV, 7.92 ERA
63.2 Innings, 72 Strikeouts

1 Season in MLB
2011: Chicago (AL)
4 G (0 GS), 0-0, 12.00 ERA
6.0 Innings, 6 Strikeouts

BRADHARMAN



6 Seasons with Melbourne
2011/12 – 2016/17
228 Games: .252 Batting Average
39 HR, 122 RBI, 123 Walks

1 Season in MLB
2008: Philadelphia
6 Games: .100 Batting Average
1 Double, 1 RBI, 1 Walk

JASON HIRSH



1 Season with Melbourne
2011/2012
8 G (8 GS): 2-2, 6.90 ERA
30.0 Innings, 20 Strikeouts

3 Seasons in MLB
2006 – 2008: Houston & Colorado
32 G (29 GS), 8-11, 5.32 ERA
165.2 Innings, 110 Strikeouts

YUSEI KIKUCHI



1 Season with Melbourne
2011/2012
5 G (5 GS): 1-2, 4.38 ERA
24.2 Innings, 22 Strikeouts

2 Seasons in MLB
2019 – 2020: Seattle
41 G (41 GS), 8-14, 5.39 ERA
208.2 Innings, 163 Strikeouts

LEWISTHORPE



2 Seasons with Melbourne
2012/13 – 2013/14
8 G (8 GS): 3-2, 2.36 ERA
42.0 Innings, 35 Strikeouts

2 Seasons in MLB
2019 – 2020: Minnesota
19 G (3 GS), 3-3, 6.14 ERA
44.0 Innings, 41 Strikeouts

DYLAN COZENS



1 Season with Melbourne
2014/2015
45 Games: .244 Batting Average
12 Doubles, 8 HR, 23 RBI

2 Seasons in MLB
2018 – 2019: Philadelphia
27 Games: .154 Batting Average
2 Doubles, 1 HR, 2 RBI

ADAM ENGEL



1 Season with Melbourne
2014/2015
46 Games: .250 Batting Average
4 HR, 11 RBI, 18 Stolen Bases

4 Seasons in MLB
2017 – 2020: Chicago (AL)
365 Games: .222 Batting Average
21 HR, 88 RBI, 28 Stolen Bases

PETER MOYLAN



3 Seasons with Melbourne
2015/16 – 2016/17, 2019/20
16 G: 3-2, 5 SV, 3.71 ERA
17.0 Innings, 18 Strikeouts

12 Seasons in MLB
2006 – 2013, 2014 – 2018:
Atlanta, Los Angeles (NL) & Kansas City
500 G, 24-10, 3.10 ERA
418.2 Innings, 324 Strikeouts

VIRGIL VASQUEZ



3 Seasons with Melbourne
2015/16 – 2017/18
27 G (6 GS): 4-6, 4.29 ERA
63.0 Innings, 44 Strikeouts

2 Seasons in MLB
2007, 2009: Detroit, Pittsburgh
19 G (10 GS), 2-6, 6.60 ERA
61.1 Innings, 36 Strikeouts

BIG LEAGUE AGES

JEREMY GUTHRIE

1 Season with Melbourne

2016/2017
3 G (3 GS): 1-1, 3.38 ERA
16.0 Innings, 9 Strikeouts

13 Seasons in MLB

2004 – 2015, 2017:
CLE, BAL, KC, COL, WAS
306 G (273 GS), 91-109, 4.42 ERA
1765.1 Innings, 1046 Strikeouts

RONALD ACUÑA

1 Season with Melbourne

2016/2017
20 Games: .375 Batting Average
2 HR, 13 RBI, 13 Stolen Bases

5 Seasons in MLB

2018 – Pres: Atlanta
514 Games: .277 Batting Average
120 HR, 296 RBI, 107 Stolen Bases

MARK HAMBURGER

2 Seasons with Melbourne

2016/17 – 2017/18
23 G (21 GS): 8-8, 1 SV, 4.22 ERA
143.0 Innings, 158 Strikeouts

1 Season in MLB

2011: Texas
5 G, 1-0, 4.50 ERA
8.0 Innings, 6 Strikeouts

DELMON YOUNG

3 Seasons with Melbourne

2017/18, 2019/20-2022/21
108 Games: .333 Batting Average
20 Doubles, 31 HR, 95 RBI

10 Seasons in MLB

2006 – 2015: TB, MIN, DET, PHI & BAL
1118 Games: .283 Batting Average
218 Doubles, 109 HR, 566 RBI

MAT MARKSBERRY

1 Season with Melbourne

2017/18
11 G: 0-1, 1 SV, 5.73 ERA
11.0 Innings, 12 Strikeouts

2 Seasons in MLB

2015 – 2016: Atlanta
35 G, 0-3, 5.06 ERA
26.2 Innings, 23 Strikeouts

BYUNG-HYUN KIM

1 Season with Melbourne

2018/2019
9 G: 1-0, 1 SV, 0.93 ERA
9.2 Innings, 9 Strikeouts

9 Seasons in MLB

1999 – 2007: ARI, BOS, COL & FLA
394 G (87 GS), 54-60, 4.42 ERA
841.0 Innings, 806 Strikeouts

LUKE HUGHES

2 Seasons with Melbourne

2018/19 – 2019/20
70 Games: .257 Batting Average
14 HR, 51 RBI, 38 Walks

3 Seasons in MLB

2010 – 2012: Minnesota & Oakland
106 Games: .218 Batting Average
12 Doubles, 8 HR, 33 RBI

SHANE ROBINSON

1 Season with Melbourne

2019/2020
15 Games: .317 Batting Average
1 HR, 5 RBI, 5 Walks

4 Seasons in MLB

2009, 2011 – 2018
STL, MIN, LAA & NYY
461 Games: .221 Batting Average
23 Doubles, 7 HR, 66 RBI

DARIN DOWNS

1 Season with Melbourne

2019/2020
4 G (4 GS): 3-0, 0.95 ERA
19.0 Innings, 13 Strikeouts

3 Seasons in MLB

2012 – 2014: Detroit & Houston
92 G: 4-4, 4.76 ERA
90.2 Innings, 84 Strikeouts

21 MLB players have played for Aces

7 played for the Aces before reaching the Big Leagues:

James Beresford, Shane Lindsay, Yusei Kikuchi, Lewis Thorpe, Dylan Cozens, Adam Engel & Ronald Acuña Jr.

14 played for the Aces after reaching the Big Leagues:

Travis Blackley, Justin Huber, Brad Harman, Jason Hirsh, Peter Moylan, Virgil Vasquez, Jeremy Guthrie, Mark Hamburger, Delmon Young, Mark Marksberry, Byung-Hyun Kim, Luke Hughes, Shane Robinson & Darin Downs

SINGLE-GAME HITTING RECORDS



ORGANIZATION

2022/23 ACES



HISTORY & RECORDS

#	Player	Date	Opponent	PA
1	Davies, Josh	10/12/2010	vs. Sydney	8
	Huber, Justin	10/12/2010	vs. Sydney	8
	Hashimoto, Itaru	10/12/2010	vs. Sydney	8
	Kamei, Yoshiyuki	10/12/2010	vs. Sydney	8
	Wearne, Scott	10/12/2010	vs. Sydney	8
	Vavra, Tanner	7/11/2015	@ Adelaide	8
	Vavra, Trey	7/11/2015	@ Adelaide	8
	Curcio, Keith	7/11/2015	@ Adelaide	8
	Harman, Brad	7/11/2015	@ Adelaide	8
	Davies, Josh	7/11/2015	@ Adelaide	8

#	Player	Date	Opponent	AB
1	Davies, Josh	10/12/2010	vs. Sydney	8
	Hashimoto, Itaru	10/12/2010	vs. Sydney	8
	Davies, Josh	7/11/2015	@ Adelaide	8
4	Wearne, Scott	10/12/2010	vs. Sydney	7
	Curcio, Keith	7/11/2015	@ Adelaide	7
	Hoshi, Takanori	7/11/2015	@ Adelaide	7
	George, Darryl	30/1/2021	@ Brisbane	7

#	Player	Date	Opponent	R
1	Russell, Andrew	20/12/2010	vs. Canberra	4
	Kamei, Yoshiyuki	23/12/2010	vs. Brisbane	4
	Karlsen, Grant	23/12/2010	vs. Brisbane	4
	Ramos, Dominic	31/12/2011	vs. Sydney	4
	Harman, Brad	22/11/2015	@ Canberra	4
	Rossell, Nicholas	29/11/2015	vs. Perth	4
	Vavra, Tanner	24/01/2016	@ Sydney	4
	Collins, Roman	12/01/2017	@ Canberra	4
	George, Darryl	30/1/2021	@ Brisbane	4

#	Player	Date	Opponent	H
1	George, Darryl	30/12/2013	@ Perth	5
	de San Miguel, Allan	12/01/2017	@ Canberra	5
	Neslony, Tyler	26/01/2018	@ Perth	5
4	29 tied with.....4			

#	Player	Date	Opponent	HR
1	George, Darryl	27/01/2018	@ Perth	3
2	Davies, Josh	10/12/2010	vs. Sydney	2
	Russell, Andrew	20/12/2010	vs. Canberra	2
	Karlsen, Grant	23/12/2010	vs. Brisbane	2
	Kamei, Yoshiyuki	23/12/2010	vs. Brisbane	2
	Weichard, Paul	12/11/2011	vs. Perth	2
	Ramos, Dominic	29/12/2011	vs. Sydney	2
	Weichard, Paul	31/12/2011	vs. Sydney	2
	Harman, Brad	1/01/2012	vs. Sydney	2
	Harman, Brad	18/01/2012	vs. Canberra	2
	Weichard, Paul	19/01/2012	vs. Canberra	2
	Harman, Brad	11/11/2012	vs. Adelaide	2
	Harman, Brad	14/12/2012	vs. Canberra	2
	Harman, Brad	2/11/2013	@ Canberra	2
	Casteel, Ryan	20/12/2013	vs. Sydney	2
	Deglan, Kellin	13/11/2014	@ Brisbane	2
	Deglan, Kellin	19/12/2014	vs. Perth	2
	Deglan, Kellin	1/01/2015	vs. Canberra	2
	Engel, Adam	3/01/2015	vs. Canberra	2
	Deglan, Kellin	3/01/2015	vs. Canberra	2
	Collins, Roman	3/12/2016	@ Brisbane	2
	Young, Delmon	13/01/2018	@ Brisbane	2
	de San Miguel, Allan	21/01/2018	vs. Adelaide	2
	Neslony, Tyler	26/01/2018	@ Perth	2
	Young, Delmon	26/01/2018	@ Perth	2
	Cruz, Jared	1/12/2018	vs. Geelong	2
	Hughes, Luke	28/12/2018	@ Geelong	2
	George, Darryl	29/12/2018	@ Geelong	2
	Young, Delmon	23/11/2019	@ Canberra	2
	Latimore, Quincy	29/12/2019	@ Brisbane	2
	Hughes, Luke	12/01/2020	@ Geelong	2
	George, Darryl	30/1/2021	@ Brisbane	2

#	Player	Date	Team	RBI
1	George, Darryl	30/1/2021	@ Brisbane	10
2	Hughes, Luke	28/12/2018	@ Geelong	8
	de San Miguel, Allan	12/01/2017	@ Canberra	8
4	Cruz, Jared	1/12/2018	vs. Geelong	6
	Russell, Andrew	12/12/2010	@ Sydney	5
	Russell, Andrew	20/12/2010	vs. Canberra	5
	Kamei, Yoshiyuki	21/12/2010	vs. Brisbane	5
	Rutgers, Paul	22/12/2010	vs. Brisbane	5
	Karlsen, Grant	23/12/2010	vs. Brisbane	5
	Kamei, Yoshiyuki	23/12/2010	vs. Brisbane	5
	Wearne, Scott	27/11/2011	@ Canberra	5
	Moon, Logan	29/11/2015	vs. Perth	5
	de San Miguel, Allan	18/11/2016	vs. Perth	5
	Young, Delmon	13/01/2018	@ Brisbane	5
	Young, Delmon	23/11/2019	@ Canberra	5
	Hughes, Luke	12/01/2020	@ Geelong	5



SINGLE-GAME HITTING RECORDS

#	Player	Date	Opponent	BB
1	Vavra, Tanner	7/11/2015	@ Adelaide	5
2	Willis, Collin	30/1/2021	@ Brisbane	4
3	Huber, Justin	12/12/2010	vs. Sydney	3
	Hashimoto, Itaru	21/12/2010	vs. Brisbane	3
	Huber, Justin	26/11/2011	@ Canberra	3
	Rogers, Jarryd	18/12/2011	@ Perth	3
	Rogers, Jarryd	30/12/2011	vs. Sydney	3
	Weichard, Paul	21/01/2012	vs. Canberra	3
	Rogers, Jarryd	19/01/2013	vs. Adelaide	3
	Huber, Justin	2/11/2013	@ Canberra	3
	Harman, Brad	30/12/2013	@ Perth	3
	Rogers, Jarryd	30/11/2015	vs. Perth	3
	de San Miguel, Allan	20/11/2016	vs. Perth	3
	Walker, Mike	26/11/2016	@ Adelaide	3
	Neslony, Tyler	17/12/2017	vs. Sydney	3
	Crouse, Michael	13/01/2018	@ Brisbane	3
	Latimore, Quincy	23/11/2019	@ Canberra	3
	Willis, Colin	5/01/2020	vs. Sydney	3
	Ellis, Mitch	9/01/2020	@ Geelong	3
	Gallen, Blake	6/2/2021	@ Sydney	3
	Ngope, Gift	29/1/2021	@ Brisbane	3
	Willis, Collin	29/1/2021	@ Brisbane	3

#	Player	Date	Opponent	SO
1	Cozens, Dylan	8/11/2014	vs. Brisbane	5
2	Davies, Josh	10/12/2010	vs. Sydney	4
	Davies, Josh	18/12/2011	@ Perth	4
	Ramos, Dominic	20/01/2012	vs. Canberra	4
	Davies, Josh	16/11/2012	@ Perth	4
	Biddle, Elliot	28/12/2012	@ Brisbane	4
	Harman, Brad	29/11/2014	@ Brisbane	4
	Harman, Brad	26/11/2016	@ Adelaide	4
	Walker, Mike	5/01/2017	vs. Brisbane	4

#	Player	Date	Opponent	SB
1	Engel, Adam	22/01/2015	vs. Adelaide	3
	Vavra, Tanner	7/11/2015	@ Adelaide	3
	George, Darryl	21/01/2018	vs. Adelaide	3
4	35 tied with.....2			

#	Player	Date	Opponent	CS
1	Burt, D.J.	24/11/2018	@ Adelaide	2
	Burt, D.J.	2/12/2018	vs. Geelong	2
	Cruz, Jared	16/01/2020	vs. Adelaide	2

#	Player	Date	Opponent	HBP
1	Ramos, Dominic	13/11/2011	vs. Perth	2
	Vavra, Tanner	19/12/2015	@ Sydney	2
	Fukae, Masato	27/12/2015	@ Perth	2
	George, Darryl	15/12/2018	@ Sydney	2
	Hughes, Luke	6/01/2019	vs. Perth	2

#	Player	Date	Opponent	SAC
1	Hashimoto, Itaru	11/12/2010	vs. Sydney	2
	Moon, Logan	13/12/2015	vs. Adelaide	2

#	Player	Date	Opponent	SF
1	Edwards, John	6/01/2012	vs. Adelaide	2

#	Player	Date	Team	GDP
1	Bedford, Liam	27/01/2017	@ Perth	3
2	Ijyuin, Takahiro	11/12/2010	vs. Sydney	2
	Dingle, Hayden	13/11/2011	vs. Perth	2
	Davies, Josh	26/11/2011	@ Canberra	2
	Huber, Justin	2/11/2013	@ Canberra	2
	Massey, Tyler	2/11/2013	@ Canberra	2
	Trapp, Justin	16/11/2013	vs. Adelaide	2
	Davies, Josh	7/11/2014	vs. Brisbane	2
	Glasser, Mitch	13/11/2014	@ Brisbane	2
	Huber, Justin	20/11/2014	vs. Sydney	2
	Beresford, James	16/01/2016	vs. Brisbane	2
	Collins, Roman	22/01/2017	vs. Adelaide	2
	Dale, Jarryd	10/12/2017	@ Canberra	2
	Young, Delmon	7/01/2018	vs. Canberra	2
	Romanski, Jake	8/12/2018	@ Perth	2
	de San Miguel, Allan	22/12/2018	vs. Brisbane	2
	de San Miguel, Allan	13/01/2019	vs. Adelaide	2
	Hughes, Luke	18/01/2019	@ Auckland	2

ORGANIZATION

2022/23 ACES

HISTORY & RECORDS

SINGLE-GAME PITCHING RECORDS



#	Player	Date	Team	IP
1	McGillivray, Mike	1/11/2015	vs. Canberra	9
	Sano, Yasuo	14/11/2015	vs. Perth	9
	Larkins, Matthew	11/12/2015	vs. Adelaide	9
	Hamburger, Mark	2/12/2016	@ Brisbane	9
	Hamburger, Mark	12/01/2017	@ Canberra	9
	Hamburger, Mark	19/01/2017	vs. Adelaide	9
	Hamburger, Mark	1/12/2017	vs. Brisbane	9
	Hamburger, Mark	4/01/2018	vs. Canberra	9
9	Burns, Joe	3/01/2014	vs. Perth	8
	Aiuchi, Makoto	13/12/2014	@ Canberra	8
	Larkins, Matthew	23/10/2015	vs. Sydney	8
	Larkins, Matthew	30/10/2015	vs. Canberra	8
	Larkins, Matthew	13/11/2015	vs. Perth	8
	Sano, Yasuo	12/12/2015	vs. Adelaide	8
	Vasquez, Virgil	28/12/2015	@ Perth	8
	Hamburger, Mark	9/12/2016	vs. Canberra	8
	Hamburger, Mark	29/12/2016	@ Sydney	8
	Hamburger, Mark	5/01/2017	vs. Brisbane	8
	Hamburger, Mark	15/12/2017	vs. Sydney	8

#	Player	Date	Team	IP (Reliever)
1	Liguori, Lars	4/01/2020	vs. Sydney	6.1
2	Bright, Adam	10/12/2010	vs. Sydney	6.0
	Cunningham, Blake	13/11/2011	vs. Perth	6.0
	Martin, Nicholas	22/01/2011	@ Perth	6.0
5	Erasmus, Justin	5/01/2014	vs. Perth	5.2
6	Jamnik, Jeff	7/01/2012	vs. Adelaide	5.1
7	Fujiwara, Ryohei	6/12/2015	@ Brisbane	5.0
	Gehle, Pete	27/12/2018	@ Geelong	5.0
	Larkins, Matthew	23/01/2016	@ Sydney	5.0
	Mann, Andrew	12/11/2011	vs. Perth	5.0
	Martin, Nicholas	9/01/2011	vs. Adelaide	5.0
	Street, Sam	29/11/2019	vs. Auckland	5.0
	Tols, Josh	3/12/2017	vs. Brisbane	5.0
	Zawacki, Brett	17/01/2014	vs. Brisbane	5.0

#	Player	Date	Team	H
1	Hamburger, Mark	23/11/2017	@ Adelaide	13
	Hamburger, Mark	11/01/2018	@ Brisbane	13
	Hamburger, Mark	26/01/2018	@ Perth	13
4	Blackley, Adam	15/01/2011	vs. Perth	12
	Brown, Tim	9/01/2015	@ Sydney	12
6	Mann, Andrew	5/11/2011	@ Sydney	11
	Blackley, Adam	13/01/2013	@ Sydney	11
	Guthrie, Jeremy	13/01/2017	@ Canberra	11
	Tols, Josh	12/01/2018	@ Brisbane	11
10	13 tied with.....			10

#	Player	Date	Team	H (Starter)	IP (Min. 3)
1	Buckel, Cody	4/12/2014	vs. Perth	0	6.0
	Meister, Christian	26/11/2017	@ Adelaide	0	3.0
3	Thorpe, Lewis	8/12/2013	vs. Adelaide	1	7.0
	Burns, Joe	28/12/2013	@ Perth	1	7.0
	Tols, Josh	25/01/2018	@ Perth	1	7.0
	Larkins, Matthew	27/12/2015	@ Perth	1	6.0
	Kaneto, Norihito	5/12/2010	@ Sydney	1	5.2
	Blackley, Travis	5/12/2010	@ Sydney	1	5.0
	Kaneto, Norihito	20/12/2010	vs. Canberra	1	5.0
	Lindsay, Shane	22/12/2012	vs. Sydney	1	5.0
	Tols, Josh	30/11/2019	vs. Auckland	1	5.0
	Blount, Nick	20/11/2014	vs. Sydney	1	4.0
	Kennedy, Jon	17/01/2016	vs. Brisbane	1	4.0
	Kimura, Fumikazu	6/11/2011	@ Sydney	1	3.0
	Lee, Hei Chun	24/11/2017	@ Adelaide	1	3.0
	Westphal, Luke	30/12/2018	@ Geelong	1	3.0
	Downs, Darin	5/01/2020	vs. Sydney	1	3.0

#	Player	Date	Team	SO
1	Hamburger, Mark	4/01/2018	vs. Canberra	16
2	Hamburger, Mark	5/01/2017	vs. Brisbane	13
3	Buckel, Cody	21/11/2014	vs. Sydney	12
	Hamburger, Mark	2/12/2016	@ Brisbane	12
	Hamburger, Mark	9/12/2016	vs. Canberra	12
	Ruzic, Dushan	22/12/2018	vs. Brisbane	12
	Helsabeck, Wes	6/12/2019	vs. Perth	12
8	Blackley, Travis	11/12/2010	vs. Sydney	11
	Hamburger, Mark	16/12/2016	vs. Sydney	11
	Hamburger, Mark	29/12/2016	@ Sydney	11
	Takahashi, Kona	3/12/2017	vs. Brisbane	11
	Tols, Josh	25/01/2018	@ Perth	11
	Flynn, Brian	4/2/2021	@ Sydney	11

#	Player	Date	Team	R
1	Tols, Josh	12/01/2018	@ Brisbane	11
2	Hamburger, Mark	11/01/2018	@ Brisbane	10
	Hamburger, Mark	26/01/2018	@ Perth	10
4	Lindsay, Shane	16/01/2011	vs. Perth	9
	Koishi, Hirotaka	24/11/2012	@ Canberra	9
	Gibbons, Sam	8/12/2012	@ Adelaide	9
	Hamburger, Mark	7/12/2017	@ Canberra	9
	Ledet, Patrick	11/01/2020	@ Geelong	9
9	12 tied with.....			8

#	Player	Date	Team	ER
1	Hamburger, Mark	11/01/2018	@ Brisbane	10
2	Lindsay, Shane	16/01/2011	vs. Perth	9
	Gibbons, Sam	8/12/2012	@ Adelaide	9
	Tols, Josh	12/01/2018	@ Brisbane	9
	Hamburger, Mark	26/01/2018	@ Perth	9
6	Mann, Andrew	5/11/2011	@ Sydney	8
	Buzachero, Bubbie	18/01/2012	vs. Canberra	8
	Nakazaki, Yuta	8/12/2012	@ Adelaide	8
	Hussey, John	4/01/2014	vs. Perth	8
	Fukukura, Kentaro	27/12/2014	@ Perth	8
	Berka, Adrian	17/01/2015	@ Adelaide	8
	Hamburger, Mark	7/12/2017	@ Canberra	8
	Beardsley, Tyler	29/1/2021	@ Brisbane	8

#	Player	Date	Team	HR
1	Hamburger, Mark	7/12/2017	@ Canberra	5
2	Wiltshire, Greg	21/12/2010	vs. Brisbane	4
	Wiltshire, Greg	6/01/2011	vs. Adelaide	4
	Young, Jeremy	31/10/2015	vs. Canberra	4
	Hamburger, Mark	11/01/2018	@ Brisbane	4
6	18 tied with.....			3



SINGLE-GAME PITCHING RECORDS

#	Player	Date	Team	BB
1	Koishi, Hirotaka	14/12/2012	vs. Canberra	7
	Kennedy, Jon	26/01/2013	@ Perth	7
	Kline, Eric	29/12/2014	@ Perth	7
	Vasquez, Virgil	28/12/2015	@ Perth	7
	Takahashi, Kona	18/11/2017	vs. Perth	7
6	Kaneto, Norihito	20/12/2010	vs. Canberra	6
	Lindsay, Shane	9/12/2012	@ Adelaide	6
	Hussey, John	11/01/2013	@ Sydney	6
	Buckel, Cody	4/12/2014	vs. Perth	6
	Honda, Keisuke	17/12/2016	vs. Sydney	6
	Townsend, Blake	29/12/2017	@ Sydney	6
	Westphal, Luke	14/12/2018	@ Sydney	6

#	Player	Date	Team	HB
1	Lindsay, Shane	8/01/2011	vs. Adelaide	3
	Koishi, Hirotaka	17/11/2012	@ Perth	3
	Lindsay, Shane	22/12/2012	vs. Sydney	3
	Hogben, Kable	27/01/2013	@ Perth	3
	Sano, Yasuo	19/12/2015	@ Sydney	3
6	29 tied with.....2			

#	Player	Date	Team	WP
1	Meister, Christian	19/11/2017	vs. Perth	3
	Cooney, Harrison	9/12/2018	@ Perth	3
	Westphal, Luke	14/12/2018	@ Sydney	3
4	30 tied with.....2			

#	Player	Date	Team	GDP
1	Reese, Kevin	4/11/2011	@ Sydney	3
	Larkins, Matthew	23/10/2015	vs. Sydney	3
	Larkins, Matthew	20/11/2015	@ Canberra	3
4	37 tied with.....2			

#	Player	Date	Team	BF
1	Hamburger, Mark	12/01/2017	@ Canberra	36
2	Vasquez, Virgil	28/12/2015	@ Perth	35
	Hamburger, Mark	5/01/2017	vs. Brisbane	35
4	Fukukura, Kentaro	14/12/2014	@ Canberra	34
	Larkins, Matthew	14/01/2016	vs. Brisbane	34
	Hamburger, Mark	26/01/2018	@ Perth	34
7	Mann, Andrew	5/11/2011	@ Sydney	33
	Sano, Yasuo	14/11/2015	vs. Perth	33
	Hamburger, Mark	16/12/2016	vs. Sydney	33
	Hamburger, Mark	29/12/2016	@ Sydney	33
	Hamburger, Mark	19/01/2017	vs. Adelaide	33
	Hamburger, Mark	23/11/2017	@ Adelaide	33

#	Player	Date	Teasm	NP
1	Hamburger, Mark	23/11/2017	@ Adelaide	140
2	Hamburger, Mark	9/12/2016	vs. Canberra	135
3	Vasquez, Virgil	28/12/2015	@ Perth	134
4	Hamburger, Mark	5/01/2017	vs. Brisbane	132
5	Koishi, Hirotaka	14/12/2012	vs. Canberra	130
6	Hamburger, Mark	12/01/2017	@ Canberra	125
	Hamburger, Mark	19/01/2017	vs. Adelaide	125
8	Hamburger, Mark	16/12/2016	vs. Sydney	124
9	Hamburger, Mark	26/01/2018	@ Perth	123
10	Hamburger, Mark	1/12/2017	vs. Brisbane	121

#	Player	Date	Team	NB
1	Koishi, Hirotaka	14/12/2012	vs. Canberra	56
2	Vasquez, Virgil	28/12/2015	@ Perth	56
3	Lindsay, Shane	22/12/2012	vs. Sydney	52
	Hamburger, Mark	9/12/2016	vs. Canberra	52
	Hamburger, Mark	23/11/2017	@ Adelaide	52
6	Takahashi, Kona	18/11/2017	vs. Perth	51
7	Koishi, Hirotaka	8/12/2012	@ Adelaide	50
	Hussey, John	4/01/2013	vs. Brisbane	50
	Hussey, John	11/01/2013	@ Sydney	50
	Sano, Yasuo	29/11/2015	vs. Perth	50

#	Player	Date	Team	NS
1	Hamburger, Mark	12/01/2017	@ Canberra	94
2	Hamburger, Mark	5/01/2017	vs. Brisbane	90
3	Hamburger, Mark	23/11/2017	@ Adelaide	88
4	Hamburger, Mark	19/01/2017	vs. Adelaide	85
5	Hamburger, Mark	16/12/2016	vs. Sydney	85
6	Hamburger, Mark	29/12/2016	@ Sydney	85
7	Hamburger, Mark	9/12/2016	vs. Canberra	83
8	Hamburger, Mark	17/11/2017	vs. Perth	79
9	Larkins, Matthew	11/12/2015	vs. Adelaide	79
10	Larkins, Matthew	14/01/2016	vs. Brisbane	79

#	Player	Date	Team	%S
1	Thorpe, Lewis	12/8/13	vs. Adelaide	75.61%
2	Hamburger, Mark	1/12/17	@ Canberra	75.20%
3	Burns, Joe	11/23/13	@ Perth	74.19%
4	Burns, Joe	1/3/14	vs. Perth	72.84%
5	Burns, Joe	1/16/14	vs. Brisbane	72.53%
6	Hussey, John	1/10/14	@ Adelaide	72.16%
7	Liguori, Lars	12/29/19	@ Brisbane	71.91%
8	Liguori, Lars	1/9/20	@ Geelong	71.70%
9	Brown, Tim	1/16/15	@ Adelaide	71.25%
10	Reese, Kevin	1/19/12	vs. Canberra	71.08%
	O'Sullivan, Liam	1/25/20	@ Perth	71.08%

^ (Min. 80 Pitches) ^

ORGANIZATION

2022/23 ACES

HISTORY &
RECORDS

SINGLE-SEASON HITTING RECORDS



ORGANIZATION

2022/23 ACES

HISTORY &
RECORDS

#	Player	Season	G
1	Moon, Logan	2015/16	54
2	Vavra, Tanner	2015/16	52
3	Vavra, Trey	2015/16	51
4	Hill, Mike	2015/16	50
5	George, Darryl	2015/16	49
6	Biddle, Elliot	2012/13	46
	Testa, Carlo	2012/13	46
	Schlehuber, Jared	2013/14	46
	Trapp, Justin	2013/14	46
	Engel, Adam	2014/15	46

#	Player	Season	AVG
1	Willis, Colin	2019/20	.427
2	Young, Delmon	2020/21	.400
3	Russell, Andrew	2010/11	.357
4	Huber, Justin	2011/12	.348
5	Young, Delmon	2019/20	.345
6	Casteel, Ryan	2013/14	.343
7	Burt, D.J.	2018/19	.338
8	Collins, Roman	2016/17	.336
9	George, Darryl	2020/21	.331
10	George, Darryl	2018/19	.329

#	Player	Season	AB
1	Moon, Logan	2015/16	203
2	Engel, Adam	2014/15	192
	Vavra, Trey	2015/16	192
4	George, Darryl	2015/16	187
5	Trapp, Justin	2013/14	182
6	Biddle, Elliot	2012/13	178
7	Numata, Chace	2014/15	174
8	Ramos, Dominic	2011/12	172
	Hill, Mike	2015/16	172
10	Testa, Carlo	2012/13	170

#	Player	Season	OBP
1	Willis, Colin	2019/20	.520
2	Huber, Justin	2011/12	.466
3	Young, Delmon	2020/21	.440
4	Burt, D.J.	2018/19	.437
5	Russell, Andrew	2010/11	.422
6	Vavra, Tanner	2015/16	.409
7	Hughes, Luke	2018/19	.407
8	Casteel, Ryan	2013/14	.405
9	Walker, Mike	2016/17	.405
10	Collins, Roman	2016/17	.398
	Weichard, Paul	2011/12	.398

#	Player	Season	PA
1	Vavra, Trey	2015/16	221
2	Moon, Logan	2015/16	217
3	Engel, Adam	2014/15	212
4	George, Darryl	2015/16	205
5	Vavra, Tanner	2015/16	200
6	Testa, Carlo	2012/13	199
7	Ramos, Dominic	2011/12	198
	Trapp, Justin	2013/14	198
9	Hill, Mike	2015/16	193
10	Schlehuber, Jared	2013/14	192

#	Player	Season	SLG
1	Harman, Brad	2011/12	.709
2	Young, Delmon	2019/20	.662
3	Deglan, Kellin	2014/15	.631
4	Biddle, Elliot	2011/12	.625
5	Young, Delmon	2020/21	.620
6	Casteel, Ryan	2013/14	.614
7	Willis, Colin	2019/20	.612
8	Hughes, Luke	2018/19	.602
9	Russell, Andrew	2010/11	.589
10	Weichard, Paul	2011/12	.585

#	Player	Season	R
1	Huber, Justin	2011/12	39
2	Ramos, Dominic	2011/12	36
3	George, Darryl	2017/18	34
4	Biddle, Elliot	2011/12	33
	Weichard, Paul	2011/12	33
6	Willis, Colin	2019/20	32
7	Engel, Adam	2014/15	31
	Vavra, Tanner	2015/16	31
9	Testa, Carlo	2012/13	30
10	George, Darryl	2018/19	29

#	Player	Season	OPS
1	Willis, Colin	2019/20	1.131
2	Harman, Brad	2011/12	1.082
3	Young, Delmon	2020/21	1.060
4	Young, Delmon	2019/20	1.056
5	Casteel, Ryan	2013/14	1.019
6	Russell, Andrew	2010/11	1.011
7	Hughes, Luke	2018/19	1.009
8	Weichard, Paul	2011/12	.983
9	Deglan, Kellin	2014/15	.978
10	Huber, Justin	2011/12	.976

#	Player	Season	H
1	Moon, Logan	2015/16	61
2	Casteel, Ryan	2013/14	57
3	George, Darryl	2017/18	55
4	Huber, Justin	2011/12	54
5	Vavra, Trey	2015/16	53
	George, Darryl	2015/16	53
7	Biddle, Elliot	2011/12	52
	Schlehuber, Jared	2013/14	52
	Biddle, Elliot	2012/13	52
10	Vavra, Tanner	2015/16	51
	Young, Delmon	2019/20	51

#	Player	Season	2B
1	George, Darryl	2015/16	18
2	Biddle, Elliot	2011/12	14
	Ramos, Dominic	2011/12	14
4	Cozens, Dylan	2014/15	12
	Walker, Mike	2016/17	12
	Jones, Cody	2016/17	12
7	Biddle, Elliot	2012/13	11
	Collins, Roman	2016/17	11
9	Casteel, Ryan	2013/14	10
	Harman, Brad	2011/12	10
	Vavra, Tanner	2015/16	10
	Harman, Brad	2013/14	10
	Willis, Colin	2019/20	10

#	Player	Season	3B
1	Moon, Logan	2015/16	4
2	4 tied with...		2



SINGLE-SEASON HITTING RECORDS

#	Player	Season	HR	#	Player	Season	GDP
1	Deglan, Kellin	2014/15	16	1	George, Darryl	2013/14	9
2	Harman, Brad	2011/12	15	2	Hill, Mike	2015/16	8
3	Biddle, Elliot	2011/12	13		Romanski, Jake	2018/19	8
	Young, Delmon	2019/20	13	4	Bedford, Liam	2016/17	7
	Young, Delmon	2017/18	13		Huber, Justin	2010/11	6
6	Casteel, Ryan	2013/14	11	5	Edwards, John	2011/12	6
	George, Darryl	2017/18	11		Rogers, Jarryd	2012/13	6
	Weichard, Paul	2011/12	11		Trapp, Justin	2013/14	6
9	Hughes, Luke	2018/19	10		George, Darryl	2015/16	6
10	Neslony, Tyler	2017/18	9		Moon, Logan	2015/16	6
	Huber, Justin	2010/11	9		Young, Delmon	2017/18	6
	Gallen, Blake	2020/21	9		de San Miguel, Allan	2018/19	6

#	Player	Season	RBI
1	Biddle, Elliot	2011/12	42
	Young, Delmon	2019/20	42
3	Deglan, Kellin	2014/15	36
	Casteel, Ryan	2013/14	36
5	Hughes, Luke	2018/19	34
6	George, Darryl	2015/16	33
7	Harman, Brad	2011/12	32
8	Schlehuber, Jared	2013/14	31
9	George, Darryl	2017/18	30
	Weichard, Paul	2011/12	30

#	Player	Season	TB
1	Biddle, Elliot	2011/12	105
2	Casteel, Ryan	2013/14	102
3	Harman, Brad	2011/12	100
4	Deglan, Kellin	2014/15	99
5	George, Darryl	2017/18	98
	Young, Delmon	2019/20	98
7	Moon, Logan	2015/16	93
8	Young, Delmon	2017/18	88
9	Weichard, Paul	2011/12	86
10	Vavra, Trey	2015/16	83

#	Player	Season	BB
1	Harman, Brad	2015/16	30
2	Walker, Mike	2016/17	28
	Huber, Justin	2011/12	28
4	Testa, Carlo	2012/13	27
5	Vavra, Trey	2015/16	23
	Harman, Brad	2014/15	23
7	Willis, Colin	2019/20	22
	Martin, Rudy	2018/19	22
8	Harman, Brad	2013/14	21
	Burt, D.J.	2018/19	21
	Hughes, Luke	2019/20	21

#	Player	Season	SO
1	Biddle, Elliot	2012/13	45
2	Dale, Ryan	2017/18	43
	Martin, Rudy	2018/19	43
4	Hill, Mike	2015/16	42
	Dale, Jarryd	2017/18	42
6	Davies, Josh	2010/11	41
	Biddle, Elliot	2011/12	41
	Davies, Josh	2011/12	41
	Cozens, Dylan	2014/15	41
	Engel, Adam	2014/15	41

#	Player	Season	SAC
1	Vavra, Tanner	2015/16	7
2	Moon, Logan	2015/16	4
3	Wearne, Scott	2011/12	3
	George, Darryl	2012/13	3
	Davies, Josh	2013/14	3
	Harman, Brad	2013/14	3
	Trapp, Justin	2013/14	3
7	14 tied with.....		2

#	Player	Season	SB
1	Engel, Adam	2014/15	18
	Burt, D.J.	2018/19	18
3	Martin, Rudy	2018/19	15
4	Acuña Jr., Ronald	2016/17	13
5	Moon, Logan	2015/16	12
6	Cozens, Dylan	2014/15	11
	Vavra, Tanner	2015/16	11
8	Testa, Carlo	2012/13	10
	Curcio, Keith	2015/16	10
10	Trapp, Justin	2013/14	9
	Massey, Tyler	2013/14	9
	Jones, Cody	2016/17	9

#	Player	Season	SF
1	George, Darryl	2015/16	4
	Hughes, Luke	2018/19	4
3	Edwards, John	2011/12	3
	Huber, Justin	2010/11	3
	Young, Delmon	2019/20	3
	Collins, Roman	2016/17	3
	Schlehuber, Jared	2013/14	3
	Curcio, Keith	2015/16	3
9	22 tied with.....		2

#	Player	Season	CS
1	Testa, Carlo	2012/13	8
2	Burt, D.J.	2018/19	7
3	Jones, Cody	2016/17	6
4	Trapp, Justin	2013/14	5
5	Engel, Adam	2014/15	4
	Martin, Rudy	2018/19	4
	Cozens, Dylan	2014/15	4
	Massey, Tyler	2013/14	4
	George, Darryl	2017/18	4
	Willis, Colin	2019/20	4
	Nishiura, Hayato	2019/20	4
	Davies, Josh	2014/15	4

#	Player	Season	HBP
1	Vavra, Tanner	2015/16	10
2	Ramos, Dominic	2011/12	9
3	de San Miguel, Allan	2017/18	8
4	de San Miguel, Allan	2018/19	7
5	Huber, Justin	2011/12	6
	Huber, Justin	2012/13	6
	Hill, Mike	2015/16	6
	Cumberland, Brett	2017/18	6
	George, Darryl	2018/19	6
	Hughes, Luke	2018/19	6

ORGANIZATION

2022/23 ACES

HISTORY &
RECORDS

SINGLE-SEASON PITCHING RECORDS



ORGANIZATION

2022/23 ACES



HISTORY & RECORDS

#	Player	Season	W
1	Larkins, Matthew	2015/16	6
2	Burns, Joe	2013/14	5
	Hussey, John	2013/14	5
	Hamburger, Mark	2016/17	5
	Tols, Josh	2017/18	5
	Ruzic, Dushan	2018/19	5
7	Wiltshire, Greg	2010/11	4
	Sano, Yasuo	2015/16	4
	Honda, Keisuke	2016/17	4
	Ruzic, Dushan	2016/17	4
	Kines, Gunnar	2020/21	4

#	Player	Season	L
1	Brown, Tim	2014/15	7
	Hamburger, Mark	2017/18	7
3	Reese, Kevin	2012/13	6
	Wilson, Matt	2014/15	6
	Larkins, Matthew	2015/16	6
	McGillivray, Mike	2015/16	6
7	Blackley, Adam	2012/13	5
	Hussey, John	2013/14	5
	Enciondo, Jack	2018/19	5
10	5 tied with		4

#	Player	Season	G
1	Wu, William	2015/16	20
2	Holder, Trevor	2013/14	19
	Zawacki, Brett	2013/14	19
	Wilson, Matt	2014/15	19
5	Arneson, Zach	2012/13	18
	Erasmus, Justin	2013/14	18
7	Flores, Freddy	2013/14	17
	Kennedy, Jon	2019/20	17
9	Hussey, John	2012/13	16
	Brown, Tim	2014/15	16
	Tols, Josh	2016/17	16

#	Player	Season	GS
1	Larkins, Matthew	2015/16	13
2	Reese, Kevin	2012/13	12
	Burns, Joe	2013/14	12
	Hussey, John	2013/14	12
5	Hamburger, Mark	2017/18	11
6	Kennedy, Jon	2015/16	10
	Hamburger, Mark	2016/17	10
	Ledet, Patrick	2019/20	10
9	7 tied with		9

#	Player	Season	CG
1	Hamburger, Mark	2016/17	2
	Honda, Keisuke	2016/17	2
	Hamburger, Mark	2017/18	2

#	Player	Season	SHO
1	Blackley, Adam	2010/11	1
	Koishi, Hirotaka	2012/13	1
	Larkins, Matthew	2015/16	1
	Hamburger, Mark	2016/17	1
	Honda, Keisuke	2016/17	1
	Hamburger, Mark	2017/18	1

#	Player	Season	HLD
1	Holder, Trevor	2013/14	5
	Kennedy, Jon	2019/20	5
3	Saito, Hiromasa	2018/19	4
4	Arneson, Zach	2012/13	3
	Russell, Andrew	2012/13	3
	Marksberry, M	2017/18	3
7	15 tied with		2

#	Player	Season	GF
1	Zawacki, Brett	2013/14	12
2	Erasmus, Justin	2013/14	11
	Bright, Adam	2010/11	9
	Forbes, Cameron	2011/12	9
	Vasquez, Virgil	2015/16	9
	Kuzminsky, Scott	2018/19	9
	Anderson, Drew	2020/21	9
8	Moylan, Peter	2016/17	8
	Tols, Josh	2016/17	8
10	Russell, Andrew	2011/12	7
	Hussey, John	2012/13	7

#	Player	Season	SV
1	Zawacki, Brett	2013/14	7
	Anderson, Drew	2020/21	7
3	Erasmus, Justin	2013/14	4
	Mincey, Cody	2019/20	4
5	Forbes, Cameron	2011/12	3
	Russell, Andrew	2011/12	3
	Hussey, John	2012/13	3
	Fallwell, Tyler	2018/19	3
	Kuzminsky, Scott	2018/19	3
	Moylan, Peter	2019/20	3

#	Player	Season	SVO
1	Zawacki, Brett	2013/14	8
	Anderson, Drew	2020/21	7
3	Forbes, Cameron	2011/12	5
	Hussey, John	2012/13	5
	Erasmus, Justin	2013/14	5
	Brown, Tim	2014/15	5
7	Bright, Adam	2010/11	4
	Russell, Andrew	2011/12	4
	Wilson, Matt	2014/15	4
	Mincey, Cody	2019/20	4

#	Player	Season	ERA
1	Flynn, Brian	2020/21	1.62
2	Hamburger, Mark	2016/17	1.90
3	Helsabeck, Wes	2019/20	1.91
4	Thorpe, Lewis	2013/14	2.45
5	Burns, Joe	2013/14	2.47
6	Hussey, John	2012/13	2.77
7	Ruzic, Dushan	2018/19	2.82
8	Buckel, Cody	2014/15	2.93
9	Ruzic, Dushan	2016/17	2.96
10	Nishikawa, Tetsu	2010/11	3.05

#	Player	Season	WHIP
1	Helsabeck, Wes	2019/20	0.85
2	Burns, Joe	2013/14	0.92
3	Hamburger, Mark	2016/17	0.99
4	Buckel, Cody	2014/15	1.04
5	Nishikawa, Tetsu	2010/11	1.10
6	Ungs, Nic	2011/12	1.14
7	Larkins, Matthew	2015/16	1.19
8	Thorpe, Lewis	2013/14	1.20
	Sano, Yasuo	2015/16	1.20
10	Hussey, John	2012/13	1.23

#	Player	Season	AVG
1	Helsabeck, Wes	2019/20	0.168
2	Buckel, Cody	2014/15	0.177
3	Nishikawa, Tetsu	2010/11	0.210
4	Burns, Joe	2013/14	0.215
5	Hamburger, Mark	2016/17	0.216
6	Hussey, John	2012/13	0.222
7	Sano, Yasuo	2015/16	0.230
8	Wu, William	2015/16	0.232
9	Blount, Nick	2014/15	0.234
10	Ungs, Nic	2011/12	0.235



SINGLE-SEASON PITCHING RECORDS

#	Player	Season	IP	#	Player	Season	BB
1	Larkins, Matthew	2015/16	97.0	1	Larkins, Matthew	2015/16	28
2	Hamburger, Mark	2016/17	75.2	2	Blount, Nick	2014/15	27
3	Burns, Joe	2013/14	73.0		Wu, William	2015/16	27
4	Hamburger, Mark	2017/18	67.1	4	Wilson, Matt	2014/15	24
5	Hussey, John	2013/14	65.2	5	Tols, Josh	2017/18	23
6	Reese, Kevin	2012/13	65.1	6	Blackley, Adam	2010/11	22
7	Sano, Yasuo	2015/16	56.2		Koishi, Hirotaka	2012/13	22
8	Aiuchi, Makoto	2014/15	53.2		McGillivray, Mike	2015/16	22
9	Tols, Josh	2017/18	52.2	9	Wiltshire, Greg	2010/11	21
10	Ungs, Nic	2011/12	51.2		Kennedy, Jon	2015/16	21
					Enciondo, Jack	2018/19	21

#	Player	Season	H
1	Hamburger, Mark	2017/18	96
2	Larkins, Matthew	2015/16	87
3	Reese, Kevin	2012/13	76
4	Hussey, John	2013/14	67
5	Brown, Tim	2014/15	61
	Hamburger, Mark	2016/17	61
7	Ledet, Patrick	2019/20	59
8	Burns, Joe	2013/14	58
	Aiuchi, Makoto	2014/15	58
10	McGillivray, Mike	2015/16	56

#	Player	Season	R
1	Hamburger, Mark	2017/18	59
2	McGillivray, Mike	2015/16	38
3	Larkins, Matthew	2015/16	37
	Ledet, Patrick	2019/20	37
5	Brown, Tim	2014/15	35
6	Hussey, John	2013/14	33
7	Reese, Kevin	2012/13	32
	Tols, Josh	2017/18	32
9	4 tied with.....		31

#	Player	Season	ER
1	Hamburger, Mark	2017/18	51
2	Brown, Tim	2014/15	34
3	Larkins, Matthew	2015/16	33
4	Reese, Kevin	2012/13	30
	McGillivray, Mike	2015/16	30
	Ledet, Patrick	2019/20	30
7	Hussey, John	2013/14	29
8	Tols, Josh	2017/18	28
9	Mann, Andrew	2011/12	27
	Gibbons, Sam	2012/13	27

#	Player	Season	HR
1	Hamburger, Mark	2017/18	20
2	Wiltshire, Greg	2010/11	12
3	Ungs, Nic	2011/12	11
4	Tols, Josh	2017/18	10
5	Aiuchi, Makoto	2014/15	9
	Brown, Tim	2014/15	9
7	Hirsh, Jason	2011/12	8
8	Blackley, Adam	2010/11	7
	Lindsay, Shane	2011/12	7
	Young, Jeremy	2015/16	7

#	Player	Season	HB
1	Koishi, Hirotaka	2012/13	7
	Larkins, Matthew	2015/16	7
3	McGillivray, Mike	2015/16	6
4	Lindsay, Shane	2010/11	5
	Blackley, Adam	2012/13	5
	Lindsay, Shane	2012/13	5
	Wilson, Matt	2014/15	5
	Kennedy, Jon	2015/16	5
	Tols, Josh	2017/18	5
10	14 tied with.....		4

#	Player	Season	IBB
1	Mann, Andrew	2011/12	2
	Buckel, Cody	2014/15	2
	Cunningham, Blake	2017/18	2

#	Player	Season	SO
1	Hamburger, Mark	2016/17	86
2	Tols, Josh	2017/18	75
3	Hamburger, Mark	2017/18	72
4	Larkins, Matthew	2015/16	68
5	Burns, Joe	2013/14	62
6	Sano, Yasuo	2015/16	57
7	Reese, Kevin	2012/13	55
8	Ruzic, Dushan	2018/19	46
	Westphal, Luke	2018/19	46
10	Aiuchi, Makoto	2014/15	45

#	Player	Season	WP
1	Hussey, John	2013/14	7
	Blount, Nick	2014/15	7
3	Kimura, Fumikazu	2011/12	6
	Lindsay, Shane	2011/12	6
	Aiuchi, Makoto	2014/15	6
	Meister, Christian	2017/18	6
7	Lindsay, Shane	2012/13	5
	Wilson, Matt	2014/15	5
	Kennedy, Jon	2015/16	5
	Cooney, Harrison	2018/19	5
	Westphal, Luke	2018/19	5

#	Player	Season	BK
1	Koishi, Hirotaka	2012/13	3
2	Larkins, Matthew	2015/16	2
	Nakatsuka, Shunta	2017/18	2

#	Player	Season	GDP
1	Larkins, Matthew	2015/16	14
2	Brown, Tim	2014/15	7
3	Mann, Andrew	2011/12	6
	Reese, Kevin	2012/13	6
	Erasmus, Justin	2013/14	6
	Hamburger, Mark	2016/17	6
7	13 tied with.....		5

#	Player	Season	TBF
1	Larkins, Matthew	2015/16	404
2	Hamburger, Mark	2017/18	312
3	Hamburger, Mark	2016/17	302
4	Reese, Kevin	2012/13	286
	Hussey, John	2013/14	286
6	Burns, Joe	2013/14	285
7	Sano, Yasuo	2015/16	239
8	Tols, Josh	2017/18	233
9	Aiuchi, Makoto	2014/15	231
10	McGillivray, Mike	2015/16	220
	Ruzic, Dushan	2018/19	220
	Ledet, Patrick	2019/20	220

ORGANIZATION

2022/23 ACES

HISTORY &
RECORDS

CAREER HITTING RECORDS



ORGANIZATION

2022/23 ACES

HISTORY & RECORDS

#	Player	Season(s)	G
1	George, Darryl	2011/12 – 2020/21	295
2	Davies, Josh	2010/11 – 2016/17	235
3	Harman, Brad	2011/12 – 2016/17	228
4	Huber, Justin	2010/11 – 2014/15	170
5	Wearne, Scott	2010/11 – 2014/15, 2019/20	169
6	Cruz, Jared	2013/14 – 2020/21	163
7	Dale, Ryan	2012/13 – 2020/21	161
8	Dale, Jarryd	2016/17 – 2020/21	150
9	de San Miguel, Allan	2016/17 – 2019/20	144
10	Biddle, Elliot	2010/11 – 2012/13	104
	Rogers, Jarryd	2011/12 – 2013/14, 2014/15	104

#	Player	Season(s)	AB
1	George, Darryl	2011/12 – 2020/21	1034
2	Davies, Josh	2010/11 – 2016/17	854
3	Harman, Brad	2011/12 – 2016/17	820
4	Huber, Justin	2010/11 – 2014/15	584
5	Dale, Jarryd	2016/17 – 2019/20	481
6	Wearne, Scott	2010/11 – 2014/15, 2019/20	576
7	Dale, Ryan	2012/13 – 2019/20	452
8	de San Miguel, Allan	2016/17 – 2019/20	443
9	Cruz, Jared	2013/14 – 2019/20	428
10	Biddle, Elliot	2010/11 – 2012/13	413

#	Player	Season(s)	PA
1	George, Darryl	2011/12 – 2018/19	999
2	Harman, Brad	2011/12 – 2016/17	961
3	Davies, Josh	2010/11 – 2016/17	910
4	Huber, Justin	2010/11 – 2014/15	680
5	Wearne, Scott	2010/11 – 2014/15, 2019/20	642
6	de San Miguel, Allan	2016/17 – 2019/20	530
7	Dale, Ryan	2012/13 – 2019/20	480
8	Biddle, Elliot	2010/11 – 2012/13	443
9	Cruz, Jared	2013/14 – 2019/20	438
10	Dale, Jarryd	2016/17 – 2019/20	433

#	Player	Season(s)	R
1	Harman, Brad	2011/12 – 2016/17	136
2	George, Darryl	2011/12 – 2020/21	149
3	Huber, Justin	2010/11 – 2014/15	92
4	Davies, Josh	2010/11 – 2016/17	88
5	Wearne, Scott	2010/11 – 2014/15, 2019/20	70
	Biddle, Elliot	2010/11 – 2012/13	70
7	Young, Delmon	2017/18, 2020/21	67
8	de San Miguel, Allan	2016/17 – 2019/20	54
9	Dale, Jarryd	2016/17 – 2020/21	53
10	Dale, Ryan	2012/13 – 2020/21	49

#	Player	Season(s)	H
1	George, Darryl	2011/12 – 2020/21	285
2	Davies, Josh	2010/11 – 2016/17	227
3	Harman, Brad	2011/12 – 2016/17	207
4	Huber, Justin	2010/11 – 2014/15	146
5	Wearne, Scott	2010/11 – 2014/15, 2019/20	135
	Young, Delmon	2017/18, 2020/21	135
7	Biddle, Elliot	2010/11 – 2012/13	125
8	Dale, Jarryd	2016/17 – 2020/21	109
9	de San Miguel, Allan	2016/17 – 2019/20	103
10	Dale, Ryan	2012/13 – 2020/21	91

#	Player	Season(s)	TB
1	George, Darryl	2011/12 – 2020/21	439
2	Harman, Brad	2011/12 – 2016/17	374
3	Davies, Josh	2010/11 – 2016/17	320
4	Young, Delmon	2017/18, 2019/20-2020/21	248
5	Huber, Justin	2010/11 – 2014/15	231
6	Biddle, Elliot	2010/11 – 2012/13	217
7	Wearne, Scott	2010/11 – 2014/15, 2019/20	192
8	de San Miguel, Allan	2016/17 – 2019/20	174
9	Dale, Jarryd	2016/17 – 2020/21	148
	Cruz, Jared	2013/14 – 2020/21	120

#	Player	Season(s)	2B
1	George, Darryl	2011/12 – 2020/21	59
2	Harman, Brad	2011/12 – 2016/17	48
3	Davies, Josh	2010/11 – 2016/17	33
4	Biddle, Elliot	2010/11 – 2012/13	29
5	Wearne, Scott	2010/11 – 2014/15, 2019/20	25
6	Huber, Justin	2010/11 – 2014/15	22
7	de San Miguel, Allan	2016/17 – 2019/20	20
8	Young, Delmon	2017/18, 2019/20, 2020/21	20
9	Beresford, James	2010/11, 2012/13, 2015/16 – 2016/17	17
10	Walker, Mike	2016/17, 2018/19	16
	Dale, Jarryd	2016/17 – 2020/21	16

#	Player	Season(s)	3B
1	George, Darryl	2011/12 – 2020/21	7
2	Moon, Logan	2015/16	4
3	Burt, D.J.	2018/19 – 2019/20	3
4	Engel, Adam	2014/15	2
	Hill, Mike	2015/16	2

#	Player	Season(s)	HR
1	Harman, Brad	2011/12 – 2016/17	39
2	Young, Delmon	2017/18, 2019/20, 2020/21	31
3	George, Darryl	2011/12 – 2018/19	27
4	Biddle, Elliot	2010/11 – 2012/13	21
	Huber, Justin	2010/11 – 2014/15	21
6	Davies, Josh	2010/11 – 2016/17	20
7	de San Miguel, Allan	2016/17 – 2019/20	17
8	Deglan, Kellin	2014/15	16
9	Hughes, Luke	2018/19 – 2019/20	14
10	Casteel, Ryan	2013/14	11
	Weichard, Paul	2011/12	11

#	Player	Season(s)	RBI
1	George, Darryl	2011/12 – 2020/21	135
2	Harman, Brad	2011/12 – 2016/17	122
3	Davies, Josh	2010/11 – 2016/17	111
4	Young, Delmon	2017/18, 2019/20, 2020/21	95
5	Huber, Justin	2010/11 – 2014/15	78
6	Biddle, Elliot	2010/11 – 2012/13	77
7	de San Miguel, Allan	2016/17 – 2019/20	73
8	Wearne, Scott	2010/11 – 2014/15, 2019/20	60
9	Hughes, Luke	2018/19 – 2019/20	51
10	Cruz, Jared	2013/14 – 2020/21	49



CAREER HITTING RECORDS

#	Player	Season(s)	BB	#	Player	Season(s)	SAC
1	Harman, Brad	2011/12 – 2016/17	123	1	Davies, Josh	2010/11 – 2016/17	8
2	Huber, Justin	2010/11 – 2014/15	70		Wearne, Scott	2010/11 – 2014/15, 2019/20	8
3	George, Darryl	2011/12 – 2020/21	60	3	Vavra, Tanner	2015/16	7
4	de San Miguel, Allan	2016/17 – 2019/20	58	4	Cruz, Jared	2013/14 – 2019/20	5
5	Wearne, Scott	2010/11 – 2014/15, 2019/20	49		Harman, Brad	2011/12 – 2016/17	5
6	Walker, Mike	2016/17, 2018/19	46	6	George, Darryl	2011/12 – 2018/19	4
7	Rogers, Jarryd	2011/12 – 2013/14, 2014/15	43		de San Miguel, Allan	2016/17 – 2019/20	4
8	Davies, Josh	2010/11 – 2016/17	39		Moon, Logan	2015/16	4
9	Hughes, Luke	2018/19 – 2019/20	38	9	Bedford, Liam	2011/12 – 2012/13, 2015/16 – 2017/18	4
9	Cruz, Jared	2013/14 – 2020/21	38	10	Dale, Jarryd	2016/17 – 2019/20	3

#	Player	Season(s)	IBB
1	Huber, Justin	2010/11 – 2014/15	4
	Young, Delmon	2017/18, 2019/20	4
3	George, Darryl	2011/12 – 2018/19	3
	Walker, Mike	2016/17, 2018/19	3
5	Harman, Brad	2011/12 – 2016/17	2
	Mori, Tomoya	2017/18	2

#	Player	Season(s)	50
1	Davies, Josh	2010/11 – 2016/17	204
2	Harman, Brad	2011/12 – 2016/17	177
3	George, Darryl	2011/12 – 2020/21	185
4	Dale, Ryan	2012/13 – 2020/21	156
5	Cruz, Jared	2013/14 – 2020/21	155
6	Dale, Jarryd	2016/17 – 2020/21	141
7	Huber, Justin	2010/11 – 2014/15	111
8	de San Miguel, Allan	2016/17 – 2019/20	104
	Wearne, Scott	2010/11 – 2014/15, 2019/20	104
10	Biddle, Elliot	2010/11 – 2012/13	99

#	Player	Season(s)	SB
1	George, Darryl	2011/12 – 2020/21	30
2	Burt, D.J.	2018/19 – 2019/20	21
3	Engel, Adam	2014/15	18
4	Martin, Rudy	2017/18	15
5	Harman, Brad	2011/12 – 2016/17	13
	Acuña Jr., Ronald	2016/17	13
	Dale, Jarryd	2013/14 – 2020/21	13
	Moon, Logan	2015/16	12
	Cruz, Jared	2013/14 – 2019/20	11
	Wearne, Scott	2010/11 – 2014/15, 2019/20	11
	Cozens, Dylan	2014/15	11
	Vavra, Tanner	2015/16	11

#	Player	Season(s)	CS
1	George, Darryl	2011/12 – 2020/21	14
2	Burt, D.J.	2018/19 – 2019/20	8
	Testa, Carlo	2012/13	8
4	Cruz, Jared	2013/14 – 2020/21	7
	Davies, Josh	2010/11 – 2016/17	7
	Dale, Jarryd	2016/17 – 2020/21	7
7	Jones, Cody	2016/17	6
8	Harman, Brad	2011/12 – 2016/17	5
	Trapp, Justin	2013/14	5
10	9 tied with.....		4

#	Player	Season(s)	SF
1	George, Darryl	2011/12 – 2018/19	9
2	Wearne, Scott	2010/11 – 2014/15, 2019/20	6
	Harman, Brad	2011/12 – 2016/17	6
	Huber, Justin	2010/11 – 2014/15	6
5	Hughes, Luke	2018/19 – 2019/20	5
6	Bedford, Liam	2011/12 – 2012/13, 2015/16 – 2017/18	4
7	8 tied with.....		3

#	Player	Season(s)	HBP
1	de San Miguel, Allan	2016/17 – 2019/20	22
2	George, Darryl	2011/12 – 2018/19	20
3	Huber, Justin	2010/11 – 2014/15	17
4	Vavra, Tanner	2015/16	10
5	Ramos, Dominic	2011/12	9
6	Harman, Brad	2011/12 – 2016/17	7
	Young, Delmon	2017/18, 2019/20	7
8	Hughes, Luke	2018/19 – 2019/20	6
	Davies, Josh	2010/11 – 2016/17	6
	Hill, Mike	2015/16	6
	Cumberland, Brett	2017/18	6

#	Player	Season(s)	GIDP
1	George, Darryl	2011/12 – 2018/19	30
2	Davies, Josh	2010/11 – 2016/17	19
3	Huber, Justin	2010/11 – 2014/15	17
4	de San Miguel, Allan	2016/17 – 2019/20	13
5	Harman, Brad	2011/12 – 2016/17	12
	Biddle, Elliot	2010/11 – 2012/13	12
7	Rogers, Jarryd	2011/12 – 2013/14, 2014/15	11
	Bedford, Liam	2011/12 – 2012/13, 2015/16 – 2017/18	11
9	Young, Delmon	2017/18, 2019/20	10
	Dale, Ryan	2012/13 – 2019/20	10

CAREER PITCHING RECORDS



ORGANIZATION

2022/23 ACES



HISTORY & RECORDS

#	Player	Season(s)	W
1	Tols, Josh	2016/17 – 2020/21	12
2	Ruzic, Dushan	2016/17, 2018/19 – 2019/20	9
3	Kennedy, Jon	2012/13 – 2020/21	9
	Hussey, John	2012/13 – 2013/14	8
5	Hamburger, Mark	2016–17 – 2017/18	8
	Larkins, Matthew	2015/16, 2017/18	7
7	Blackley, Adam	2010/11 – 2012/13	5
	Burns, Joe	2013/14	5
9	8 tied with		4

#	Player	Season(s)	L
1	Kennedy, Jon	2012/13 – 2019/20	15
2	Larkins, Matthew	2015/16, 2017/18	9
	Blackley, Adam	2010/11 – 2012/13	9
4	McGrath, Daniel	2010/11 – 2012/13, 2016/17 – 2020/21	9
	Tols, Josh	2016/17 – 2019/20	8
	Hamburger, Mark	2016–17 – 2017/18	8
	Reese, Kevin	2011/12 – 2012/13	8
8	Wilson, Matt	2014/15 – 2017/18	8
9	Hussey, John	2012/13 – 2013/14	7
	Gibbons, Sam	2011/12 – 2016/17	7
	Brown, Tim	2014/15	7

#	Player	Season(s)	G
1	Kennedy, Jon	2012/13 – 2020/21	73
2	Tols, Josh	2016/17 – 2020/21	47
3	McGrath, Daniel	2010/11 – 2012/13, 2016/17 – 2020/21	45
4	Wilson, Matt	2014/15 – 2017/18	40
5	Young, Jeremy	2014/15 – 2017/18, 2020/21	37
6	Street, Sam	2015/16 – 2017/18, 2019/20	33
7	Blackley, Adam	2010/11 – 2012/13	31
	Lindsay, Shane	2010/11 – 2012/13, 2015/16 – 2016/17	31
	Mann, Andrew	2011/12 – 2013/14	31
	Russell, Andrew	2010/11 – 2013/14	31

#	Player	Season(s)	GS
1	Kennedy, Jon	2012/13 – 2020/21	27
2	Hamburger, Mark	2016–17 – 2017/18	21
3	Ruzic, Dushan	2016/17, 2018/19 – 2019/20	18
4	Reese, Kevin	2011/12 – 2012/13	17
	Larkins, Matthew	2015/16, 2017/18	17
6	Hussey, John	2012/13 – 2013/14	16
7	Blackley, Adam	2010/11 – 2012/13	14
	Gibbons, Sam	2011/12 – 2016/17	14
9	Tols, Josh	2016/17 – 2020/21	13
10	Lindsay, Shane	2010/11 – 2012/13, 2015/16 – 2016/17	12
	Burns, Joe	2013/14	12

#	Player	Season(s)	CG
1	Hamburger, Mark	2016–17 – 2017/18	4
2	Honda, Keisuke	2016/17	2
3	Ono, Jumpei	2010/11	1
	Wiltshire, Greg	2010/11	1
	Blackley, Adam	2010/11 – 2012/13	1
	Gibbons, Sam	2011/12 – 2016/17	1
	Koishi, Hiroataka	2012/13	1
	Buckel, Cody	2014/15	1
	McGillivray, Mike	2015/16	1
	Sano, Yasuo	2015/16	1
	Vasquez, Virgil	2015/16 – 2017/18	1
	Larkins, Matthew	2015/16, 2017/18	1
	Ruzic, Dushan	2016/17, 2018/19 – 2019/20	1
	Takagi, Hayato	2018/19	1

#	Player	Season(s)	SHO
1	Hamburger, Mark	2016–17 – 2017/18	2
2	Blackley, Adam	2010/11 – 2012/13	1
	Koishi, Hiroataka	2012/13	1
	Larkins, Matthew	2015/16, 2017/18	1
	Honda, Keisuke	2016/17	1

#	Player	Season(s)	GF
1	Vasquez, Virgil	2015/16 – 2017/18	15
2	Kennedy, Jon	2012/13 – 2020/21	15
	Forbes, Cameron	2010/11 – 2012/13	14
4	Cunningham, Blake	2010/11 – 2013/14, 2017/18 – 2018/19	14
	Young, Jeremy	2014/15 – 2017/18, 2020/21	14
6	Tols, Josh	2016/17 – 2020/21	14
	Russell, Andrew	2010/11 – 2013/14	12
	Zawacki, Brett	2013/14	12
	Wilson, Matt	2014/15 – 2017/18	12
10	Moylan, Peter	2015/16 – 2016/17, 2019/20	12

#	Player	Season(s)	HLD
1	Kennedy, Jon	2012/13 – 2020/21	9
2	Russell, Andrew	2010/11 – 2013/14	6
3	Holder, Trevor	2013/14	5
4	McGrath, Daniel	2010/11 – 2012/13, 2016/17 – 2020/21	4
	Saito, Hiromasa	2018/19	4
	Tols, Josh	2016/17 – 2020/21	4
7	Arneson, Zach	2012/13	3
	Street, Sam	2015/16 – 2017/18, 2019/20	3
	Marksberry, Matt	2017/18	3
	Shuman, Scott	2017/18 – 2019/20	3

#	Player	Season(s)	SV
1	Zawacki, Brett	2013/14	7
	Anderson, Drew	2020/21	7
3	Tols, Josh	2016/17 – 2020/21	6
	Moylan, Peter	2015/16 – 2016/17, 2019/20	5
	Forbes, Cameron	2010/11 – 2012/13	5
6	Erasmus, Justin	2013/14	4
	Vasquez, Virgil	2015/16 – 2017/18	4
	Mincey, Cody	2019/20	4
	Kennedy, Jon	2012/13 – 2020/21	4

#	Player	Season(s)	SV0
1	Zawacki, Brett	2013/14	8
2	Forbes, Cameron	2010/11 – 2012/13	7
	Russell, Andrew	2010/11 – 2013/14	7
	Anderson, Drew	2020/21	7
5	Moylan, Peter	2015/16 – 2016/17, 2019/20	6
	Tols, Josh	2016/17 – 2020/21	6

#	Player	Season(s)	IP
1	Kennedy, Jon	2012/13 – 2020/21	178.2
2	Hamburger, Mark	2016–17 – 2017/18	142.0
3	Larkins, Matthew	2015/16, 2017/18	114.2
4	Ruzic, Dushan	2016/17, 2018/19 – 2019/20	114.0
5	Tols, Josh	2016/17 – 2020/21	113.0
6	Hussey, John	2012/13 – 2013/14	104.2
7	Reese, Kevin	2011/12 – 2012/13	93.2
8	Gibbons, Sam	2011/12 – 2016/17	90.1
9	Blackley, Adam	2010/11 – 2012/13	85.1
10	Mann, Andrew	2011/12 – 2013/14	80.1



CAREER PITCHING RECORDS

#	Player	Season(s)	H
1	Kennedy, Jon	2012/13 – 2020/21	179
2	Hamburger, Mark	2016–17 – 2017/18	157
3	Larkins, Matthew	2015/16, 2017/18	116
4	Gibbons, Sam	2011/12 – 2016/17	112
5	Ruzic, Dushan	2016/17, 2018/19 – 2019/20	110
6	Reese, Kevin	2011/12 – 2012/13	108
7	Hussey, John	2012/13 – 2013/14	99
8	Mann, Andrew	2011/12 – 2013/14	93
9	Blackley, Adam	2010/11 – 2012/13	92
10	Tols, Josh	2016/17 – 2020/21	89

#	Player	Season(s)	SO
1	Tols, Josh	2016/17 – 2020/21	160
2	Hamburger, Mark	2016–17 – 2017/18	158
3	Kennedy, Jon	2012/13 – 2020/21	151
4	Ruzic, Dushan	2016/17, 2018/19 – 2019/20	91
5	Larkins, Matthew	2015/16, 2017/18	84
6	Shuman, Scott	2017/18 – 2019/20	75
7	Reese, Kevin	2011/12 – 2012/13	73
8	Lindsay, Shane	2010/11 – 2012/13, 2015/16 – 2016/17	72
9	Hussey, John	2012/13 – 2013/14	72
10	Blackley, Adam	2010/11 – 2012/13	65

#	Player	Season(s)	R
1	Kennedy, Jon	2012/13 – 2020/21	112
2	Hamburger, Mark	2016–17 – 2017/18	76
3	Gibbons, Sam	2011/12 – 2016/17	67
4	Blackley, Adam	2010/11 – 2012/13	62
5	Lindsay, Shane	2010/11 – 2012/13, 2015/16 – 2016/17	61
6	Larkins, Matthew	2015/16, 2017/18	57
7	Tols, Josh	2016/17 – 2020/21	53
8	Reese, Kevin	2011/12 – 2012/13	51
9	McGrath, Daniel	2010/11–2012/13, 2016/17–2020/21	51
10	Wilson, Matt	2014/15 – 2017/18	50

#	Player	Season(s)	BB
1	Lindsay, Shane	2010/11 – 2012/13, 2015/16 – 2016/17	63
2	Kennedy, Jon	2012/13 – 2020/21	63
3	Tols, Josh	2016/17 – 2020/21	60
4	Wilson, Matt	2014/15 – 2017/18	51
5	Blackley, Adam	2010/11 – 2012/13	48
6	Ruzic, Dushan	2016/17, 2018/19 – 2019/20	44
7	McGrath, Daniel	2010/11 – 2012/13, 2016/17 – 2020/21	44
8	Mann, Andrew	2011/12 – 2013/14	37
9	Hussey, John	2012/13 – 2013/14	35
10	Bright, Adam	2010/11, 2012/13 – 2013/14	34

#	Player	Season(s)	ER
1	Kennedy, Jon	2012/13 – 2020/21	84
2	Hamburger, Mark	2016–17 – 2017/18	67
3	Gibbons, Sam	2011/12 – 2016/17	60
4	Lindsay, Shane	2010/11 – 2012/13, 2015/16 – 2016/17	56
5	Blackley, Adam	2010/11 – 2012/13	50
6	Larkins, Matthew	2015/16, 2017/18	48
7	Reese, Kevin	2011/12 – 2012/13	47
8	Mann, Andrew	2011/12 – 2013/14	47
9	Young, Jeremy	2014/15 – 2017/18, 2020/21	45
10	Ruzic, Dushan	2016/17, 2018/19 – 2019/20	42

#	Player	Season(s)	WP
1	Lindsay, Shane	2010/11 – 2012/13, 2015/16 – 2016/17	19
2	Kennedy, Jon	2012/13 – 2019/20	14
3	Wilson, Matt	2014/15 – 2017/18	11
4	Russell, Andrew	2010/11 – 2013/14	9
5	Hussey, John	2012/13 – 2013/14	9
6	Meister, Christian	2017/18 – 2018/19	8
7	Blount, Nick	2014/15	7
8	McGrath, Daniel	2010/11 – 2012/13, 2016/17 – 2018/19	6
9	Kimura, Fumikazu	2011/12	6
10	Aiuchi, Makoto	2013/14 – 2014/15	6
11	Street, Sam	2015/16 – 2017/18, 2019/20	6

#	Player	Season(s)	HR
1	Hamburger, Mark	2016–17 – 2017/18	24
2	Kennedy, Jon	2012/13 – 2020/21	20
3	Young, Jeremy	2014/15 – 2017/18, 2020/21	18
4	Gibbons, Sam	2011/12 – 2016/17	15
5	Tols, Josh	2016/17 – 2020/21	13
6	Wiltshire, Greg	2010/11	12
7	Lindsay, Shane	2010/11 – 2012/13, 2015/16 – 2016/17	12
8	Blackley, Adam	2010/11 – 2012/13	11
9	Ungs, Nic	2011/12	11
10	Aiuchi, Makoto	2013/14 – 2014/15	9
11	Brown, Tim	2014/15	9
12	Larkins, Matthew	2015/16, 2017/18	9

#	Player	Season(s)	BK
1	Koishi, Hirota	2012/13	3
2	Mann, Andrew	2011/12 – 2013/14	2
3	Larkins, Matthew	2015/16, 2017/18	2
4	Nakatsuka, Shunta	2017/18	2

#	Player	Season(s)	GDP
1	Larkins, Matthew	2015/16, 2017/18	16
2	Kennedy, Jon	2012/13 – 2019/20	14
3	Reese, Kevin	2011/12 – 2012/13	11
4	Hamburger, Mark	2016–17 – 2017/18	11
5	Russell, Andrew	2010/11 – 2013/14	10
6	Gibbons, Sam	2011/12 – 2016/17	10
7	Hussey, John	2012/13 – 2013/14	10
8	Ruzic, Dushan	2016/17, 2018/19 – 2019/20	10
9	Mann, Andrew	2011/12 – 2013/14	9
10	Wilson, Matt	2014/15 – 2017/18	9

#	Player	Season(s)	HB
1	Kennedy, Jon	2012/13 – 2020/21	16
2	Lindsay, Shane	2010/11 – 2012/13, 2015/16 – 2016/17	13
3	Wilson, Matt	2014/15 – 2017/18	9
4	Bright, Adam	2010/11, 2012/13 – 2013/14	8
5	Gibbons, Sam	2011/12 – 2016/17	8
6	Young, Jeremy	2014/15 – 2017/18, 2020/21	8
7	Tols, Josh	2016/17 – 2020/21	8
8	Ruzic, Dushan	2016/17, 2018/19 – 2019/20	8
9	Koishi, Hirota	2012/13	7
10	Hussey, John	2012/13 – 2013/14	7
11	Larkins, Matthew	2015/16, 2017/18	7

#	Player	Season(s)	BF
1	Kennedy, Jon	2012/13 – 2019/20	719
2	Hamburger, Mark	2016–17 – 2017/18	614
3	Larkins, Matthew	2015/16, 2017/18	491
4	Ruzic, Dushan	2016/17, 2018/19 – 2019/20	489
5	Tols, Josh	2016/17 – 2019/20	463
6	Hussey, John	2012/13 – 2013/14	451
7	Gibbons, Sam	2011/12 – 2016/17	410
8	Reese, Kevin	2011/12 – 2012/13	408
9	Blackley, Adam	2010/11 – 2012/13	397
10	Mann, Andrew	2011/12 – 2013/14	358

ORGANIZATION

2022/23 ACES

HISTORY & RECORDS